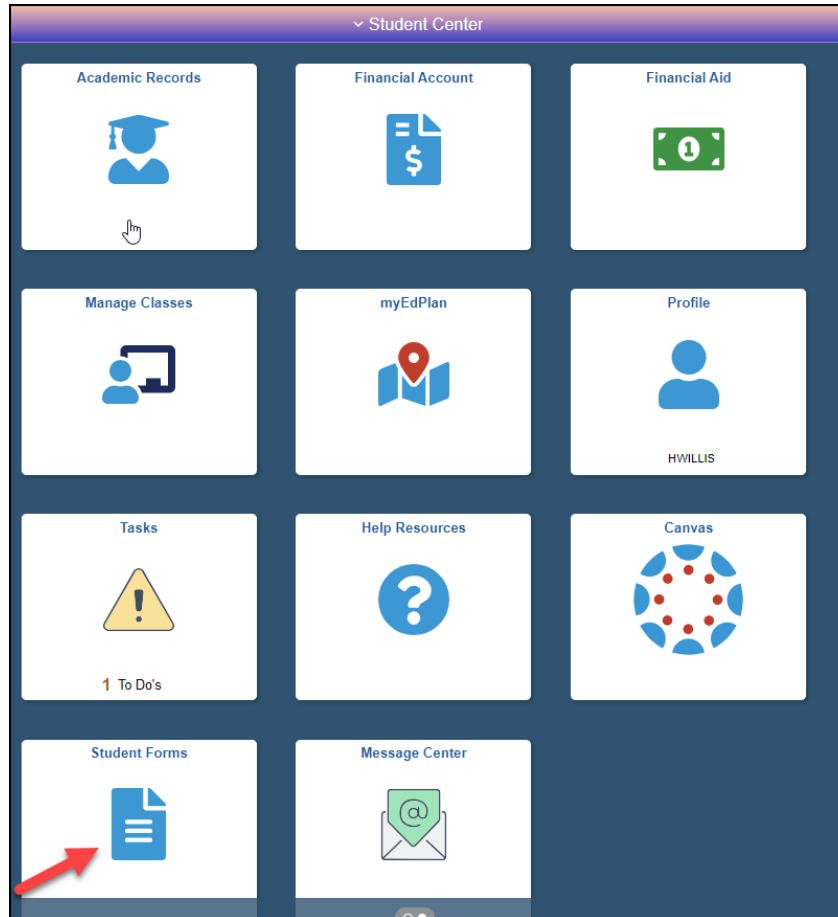
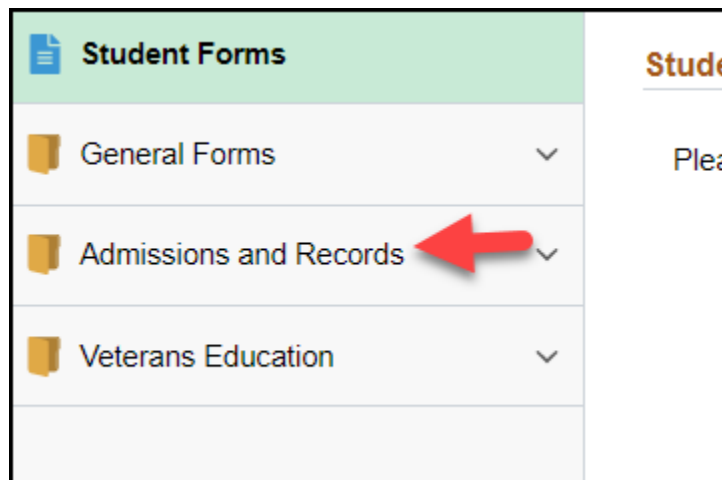


How to access the RN Program Application

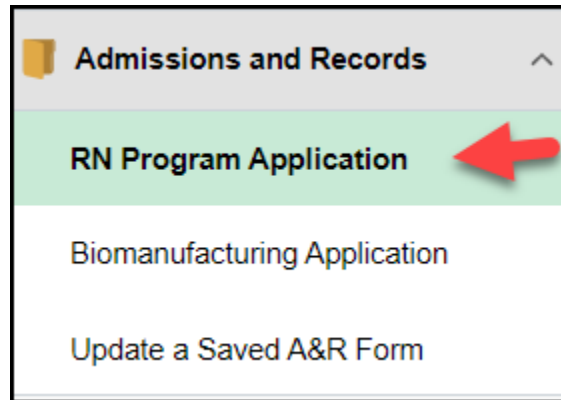
1. Log into Surf. Click Student Forms.



2. Click Admissions and Records.

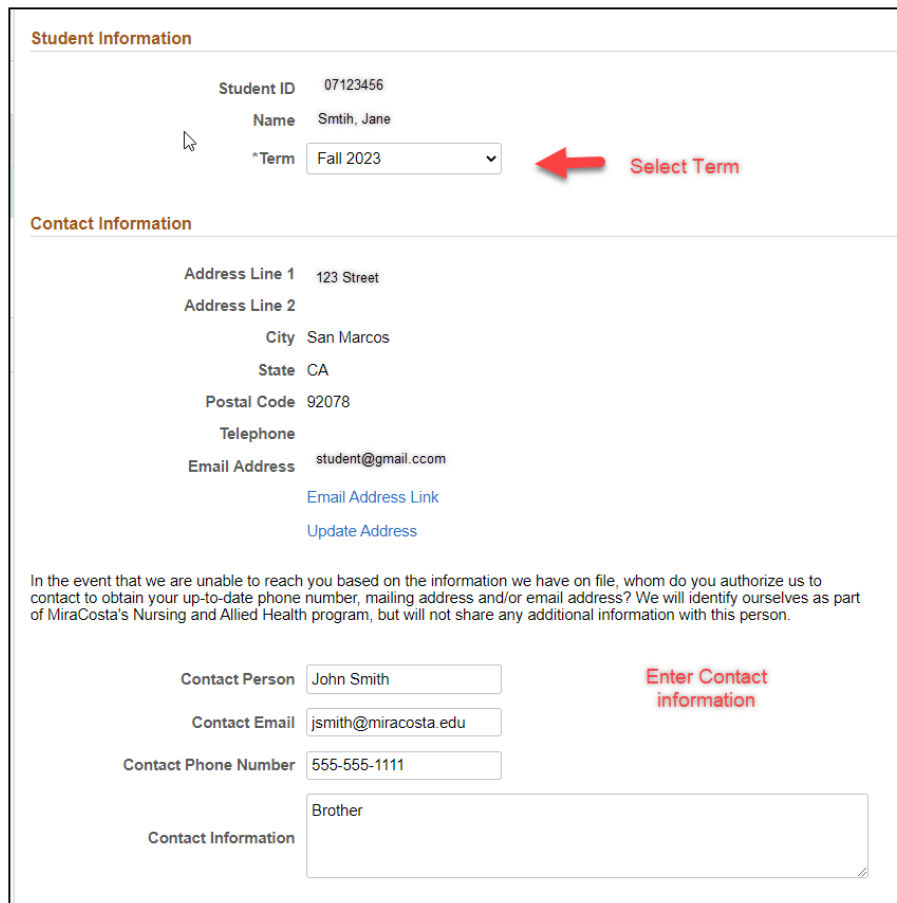


3. Click RN Program Application.



The screenshot shows a web application menu titled "Admissions and Records". It contains three items: "RN Program Application" (highlighted with a green background and a red arrow pointing to it), "Biomanufacturing Application", and "Update a Saved A&R Form".

4. Select term and fill out application.



The screenshot shows a web application form with two main sections: "Student Information" and "Contact Information".

Student Information

- Student ID: 07123456
- Name: Smith, Jane
- *Term: Fall 2023 (dropdown menu, highlighted with a red arrow and the text "Select Term")

Contact Information

- Address Line 1: 123 Street
- Address Line 2: (empty)
- City: San Marcos
- State: CA
- Postal Code: 92078
- Telephone: (empty)
- Email Address: student@gmail.com
- [Email Address Link](#)
- [Update Address](#)

In the event that we are unable to reach you based on the information we have on file, whom do you authorize us to contact to obtain your up-to-date phone number, mailing address and/or email address? We will identify ourselves as part of MiraCosta's Nursing and Allied Health program, but will not share any additional information with this person.

Contact Person: John Smith

Contact Email: jsmith@miracosta.edu

Contact Phone Number: 555-555-1111

Contact Information: Brother

Enter Contact information (red text)