

**MIRACOSTA
COMMUNITY COLLEGE DISTRICT**

ANNUAL FINANCIAL REPORT

JUNE 30, 2016

MIRACOSTA COMMUNITY COLLEGE DISTRICT

TABLE OF CONTENTS JUNE 30, 2016

FINANCIAL SECTION

Independent Auditor's Report	2
Management's Discussion and Analysis	5
Basic Financial Statements - Primary Government	
Statement of Net Position	18
Statement of Revenues, Expenses, and Changes in Net Position	19
Statement of Cash Flows	20
Fiduciary Funds	
Statement of Net Position	22
Statement of Changes in Net Position	23
Notes to Financial Statements	24

REQUIRED SUPPLEMENTARY INFORMATION

Schedule of Other Postemployment Benefits (OPEB) Funding Progress	61
Schedule of the District's Proportionate Share of the Net Pension Liability	62
Schedule of District Contributions	63
Note to Required Supplementary Information	64

SUPPLEMENTARY INFORMATION

District Organization	66
Schedule of Expenditures of Federal Awards	67
Schedule of Expenditures of State Awards	69
Schedule of Workload Measures for State General Apportionment	70
Reconciliation of <i>Education Code</i> Section 84362 (50 Percent Law) Calculation	71
Reconciliation of Annual Financial and Budget Report (CCFS-311) With Fund Financial Statements	74
Proposition 30 Education Protection Act (EPA) Expenditure Report	75
Reconciliation of Governmental Funds to the Statement of Net Position	76
Note to Supplementary Information	78

INDEPENDENT AUDITOR'S REPORTS

Report on Internal Control Over Financial Reporting and on Compliance and Other Matters Based on an Audit of Financial Statements Performed in Accordance With <i>Government Auditing Standards</i>	81
Report on Compliance for Each Major Program and on Internal Control Over Compliance Required by the Uniform Guidance	83
Report on State Compliance	85

SCHEDULE OF FINDINGS AND QUESTIONED COSTS

Summary of Auditor's Results	88
Financial Statement Findings and Recommendations	89
Federal Awards Findings and Questioned Costs	90
State Awards Findings and Questioned Costs	91
Summary Schedule of Prior Audit Findings	92

FINANCIAL SECTION



INDEPENDENT AUDITOR'S REPORT

Board of Trustees
MiraCosta Community College District
Oceanside, California

Report on the Financial Statements

We have audited the accompanying financial statements of the business-type activities and the aggregate remaining fund information of MiraCosta Community College District (the District) as of and for the year ended June 30, 2016, and the related notes to the financial statements, which collectively comprise the District's basic financial statements as listed in the Table of Contents.

Management's Responsibility for the Financial Statements

Management is responsible for the preparation and fair presentation of these financial statements in accordance with accounting principles generally accepted in the United States of America; this includes the design, implementation, and maintenance of internal control relevant to the preparation and fair presentation of financial statements that are free from material misstatements, whether due to fraud or error.

Auditor's Responsibility

Our responsibility is to express an opinion on these financial statements based on our audit. We conducted our audit in accordance with auditing standards generally accepted in the United States of America and the standards applicable to financial audits contained in *Government Auditing Standards*, issued by the Comptroller General of the United States, and the 2015-2016 *Contracted District Audit Manual*, issued by the California Community Colleges Chancellor's Office. Those standards require that we plan and perform the audit to obtain reasonable assurance about whether the financial statements are free from material misstatement.

An audit involves performing procedures to obtain audit evidence about the amounts and disclosures in the financial statements. The procedures selected depend on the auditor's judgment, including the assessment of the risks of material misstatement of the financial statements, whether due to fraud or error. In making those risk assessments, the auditor considers internal control relevant to the District's preparation and fair presentation of the financial statements in order to design audit procedures that are appropriate in the circumstances, but not for the purpose of expressing an opinion on the effectiveness of the District's internal control. Accordingly, we express no such opinion. An audit also includes evaluating the appropriateness of accounting policies used and the reasonableness of significant accounting estimates made by management, as well as evaluating the overall presentation of the financial statements.

We believe the audit evidence we have obtained is sufficient and appropriate to provide a basis for our audit opinion.

Opinion

In our opinion, the financial statements referred to above present fairly, in all material respects, the respective financial position of the business-type activities and the aggregate remaining fund information of the District as of June 30, 2016, and the respective changes in financial position and cash flows thereof for the year then ended in accordance with accounting principles generally accepted in the United States of America.

Other Matters

Required Supplementary Information

Accounting principles generally accepted in the United States of America require the Management's Discussion and Analysis on pages 5 through 17, the Schedule of Other Postemployment Benefits (OPEB) Funding Progress on page 61, the Schedule of the District's Proportionate Share of the Net Pension Liability on page 62, and the Schedule of District Contributions on page 63 be presented to supplement the basic financial statements. Such information, although not a part of the basic financial statements, is required by the Governmental Accounting Standards Board, who considers it to be an essential part of financial reporting for placing the basic financial statements in an appropriate operational, economic, or historical context. We have applied certain limited procedures to the required supplementary information in accordance with auditing standards generally accepted in the United States of America, which consisted of inquiries of management about the methods of preparing the information and comparing the information for consistency with management's responses to our inquiries, the basic financial statements, and other knowledge we obtained during our audit of the basic financial statements. We do not express an opinion or provide any assurance on the information because the limited procedures do not provide us with sufficient evidence to express an opinion or provide any assurance.

Other Information

Our audit was conducted for the purpose of forming opinions on the financial statements that collectively comprise the District's basic financial statements. The accompanying supplementary information listed in the Table of Contents, including the Schedule of Expenditures of Federal Awards, as required by Title 2 U.S. Code of Federal Regulations (CFR) Part 200, *Uniform Administrative Requirements, Cost Principles, and Audit Requirements for Federal Awards*, is presented for purposes of additional analysis and is not a required part of the basic financial statements.

The accompanying supplementary information is the responsibility of management and was derived from and relates directly to the underlying accounting and other records used to prepare the basic financial statements. Such information has been subjected to the auditing procedures applied in the audit of the basic financial statements and certain additional procedures, including comparing and reconciling such information directly to the underlying accounting and other records used to prepare the basic financial statements or to the basic financial statements themselves, and other additional procedures in accordance with auditing standards generally accepted in the United States of America. In our opinion, the accompanying supplementary information is fairly stated, in all material respects, in relation to the basic financial statements as a whole.

Other Reporting Required by *Government Auditing Standards*

In accordance with *Government Auditing Standards*, we have also issued our report dated December 8, 2016, on our consideration of the District's internal control over financial reporting and on our tests of its compliance with certain provisions of laws, regulations, contracts, grant agreements, and other matters. The purpose of that report is to describe the scope of our testing of internal control over financial reporting and compliance and the results of that testing, and not to provide an opinion on the internal control over financial reporting or on compliance. That report is an integral part of an audit performed in accordance with *Government Auditing Standards* in considering the District's internal control over financial reporting and compliance.

Vavinec, Time, Day & Co., LLP

Rancho Cucamonga, California
December 8, 2016



INTRODUCTION

The following discussion and analysis provides an overview of the financial position and activities of MiraCosta Community College District (the District) for the year ended June 30, 2016. This discussion has been prepared by management and should be read in conjunction with the financial statements and notes thereto which follow this section.

The District was required to implement the reporting standards of Governmental Accounting Standards Board (GASB) Statements No. 34 and No. 35 beginning with fiscal year 2002-2003, using the Business-Type Activity (BTA) model. The California Community College Chancellor's Office, through its Fiscal Standards and Accountability Committee, recommended that all community college districts implement the new reporting standards under the BTA model. To comply with the recommendation of the Chancellor's Office and to report in a manner consistent with other California community college districts, the District has adopted the BTA reporting model for these financial statements.

MiraCosta Community College District is a public two-year community college. The District operates two campuses and two centers. The Oceanside Campus is located on a 121-acre site in Oceanside, California. The District also operates the 42-acre San Elijo Campus in Cardiff, a 7.6-acre Community Learning Center in Oceanside, and a new 22,627-square-foot Technology Career Institute and North San Diego Small Business Development Center in Carlsbad. MiraCosta students may choose from several associate degree and certificate programs or complete courses toward the first two years of a bachelor's degree program.

FINANCIAL HIGHLIGHTS

As required by the GASB Statements No. 34 and No. 35 reporting model, this report consists of three basic financial statements that provide information on the District's governmental activities as a whole: the Statement of Net Position; the Statement of Revenues, Expenses, and Changes in Net Position; and the Statement of Cash Flows.

MIRACOSTA COMMUNITY COLLEGE DISTRICT

MANAGEMENT'S DISCUSSION AND ANALYSIS

JUNE 30, 2016

Full-Time Equivalent Student Growth

During 2015-2016, total full-time equivalent students (FTES) increased four percent from 10,915 to 11,348 for credit and non-credit courses. Credit FTES increased by 4.1 percent while non-credit FTES increased by 1.8 percent.

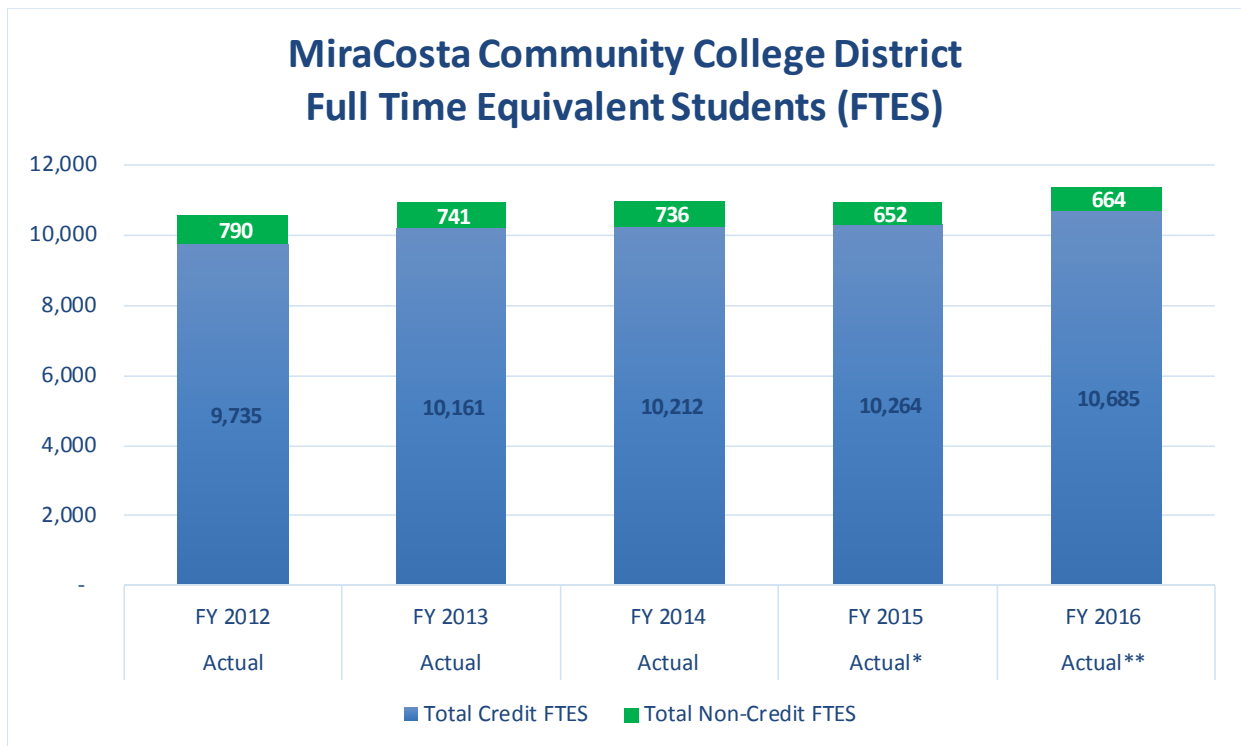
Full Time Equivalent Students FTES	Actual FY 2012	Actual FY 2013	Actual FY 2014	Actual* FY 2015	Actual** FY 2016
Total Credit FTES	9,735	10,161	10,212	10,264	10,685
Total Non-Credit FTES	790	741	736	652	664
Total FTES	10,525	10,901	10,948	10,915	11,348
Total FTES Annual Change from prior Year	31	376	47	(33)	433
Total Credit FTES % Change year to year	2.0%	4.4%	0.5%	0.5%	4.1%
Total Non-Credit FTES % Change year to year	-16.8%	-6.2%	-0.7%	-11.4%	1.8%
Total FTES % Change year to year	0.3%	3.6%	0.4%	-0.3%	4.0%

Source:

* Actual Recalc- April 2016

** Actual July 2015 Report

<http://extranet.cccco.edu/Divisions/FinanceFacilities/FiscalServicesUnit/Reports/ApportionmentReports.aspx>



MIRACOSTA COMMUNITY COLLEGE DISTRICT

MANAGEMENT'S DISCUSSION AND ANALYSIS

JUNE 30, 2016

Statement of Net Position

The Statement of Net Position presents the assets, liabilities, and net position of the District as of the end of the fiscal year. The statement is prepared using the accrual basis of accounting, which is similar to the accounting basis used by most private-sector organizations. The Statement of Net Position is a point of time financial statement whose purpose is to present to the readers a fiscal snapshot of the District. The Statement of Net Position presents end-of-year data concerning assets (current and non-current), liabilities (current and non-current), and net position (assets minus liabilities).

From the data presented, readers of the Statement of Net Position are able to determine the assets available to continue the operations of the District. Readers are also able to determine how much the District owes vendors and employees. Finally, the Statement of Net Position provides a picture of the net position and their availability for expenditure by the District.

The difference between total assets and total liabilities (net position) is one indicator of the current financial condition of the District; the change in net position is an indicator of whether the overall financial condition has improved or worsened during the year. Assets and liabilities are generally measured using current values. One notable exception is capital assets, which are stated at historical cost less an allocation for depreciation expense.

The Net Position is divided into three major categories. The first category, invested in capital assets, provides the equity amount in property, plant, and equipment owned by the District. The second category is expendable restricted net position; these net position are available for expenditure by the District, but must be spent for purposes as determined by external entities and/or donors that have placed time or purpose restrictions on the use of the assets. The final category is unrestricted net position that is available to the District for any lawful purpose of the District.

MIRACOSTA COMMUNITY COLLEGE DISTRICT

MANAGEMENT'S DISCUSSION AND ANALYSIS JUNE 30, 2016

A Statement of Net Position as of June 30, 2016 and 2015, is summarized below:

(Amounts in thousands)

	2016	2015	Change	Percentage Change
ASSETS				
Current Assets				
Cash and investments	\$ 47,735	\$ 44,328	\$ 3,407	7.69%
Accounts receivable	5,010	4,354	656	15.07%
Due from fiduciary funds	1	14	(13)	-92.86%
Prepaid expenses	752	68	684	1005.88%
Total Current Assets	<u>53,498</u>	<u>48,764</u>	<u>4,734</u>	<u>9.71%</u>
Net other postemployment benefits other than pensions (OPEB) asset	2,818	824	1,994	241.99%
Capital assets (net)	95,482	92,432	3,050	3.30%
Total Assets	<u>151,798</u>	<u>142,020</u>	<u>9,778</u>	<u>6.88%</u>
DEFERRED OUTFLOWS OF RESOURCES	<u>20,128</u>	<u>6,249</u>	<u>13,879</u>	<u>222.10%</u>
LIABILITIES				
Current Liabilities				
Accounts payable and accrued liabilities	5,160	4,662	498	10.68%
Due to fiduciary funds	39	89	(50)	-56.18%
Unearned revenue	7,514	4,804	2,710	56.41%
Current portion of long-term obligations other than pensions	1,315	1,382	(67)	-4.85%
Total Current Liabilities	<u>14,028</u>	<u>10,937</u>	<u>3,091</u>	<u>28.26%</u>
Noncurrent Liabilities				
Noncurrent long-term obligations other than pensions	15,367	16,501	(1,134)	-6.87%
Aggregate net pension obligation	84,758	69,053	15,705	22.74%
Total Noncurrent Liabilities	<u>100,125</u>	<u>85,554</u>	<u>14,571</u>	<u>17.03%</u>
Total Liabilities	<u>114,153</u>	<u>96,491</u>	<u>17,662</u>	<u>18.30%</u>
DEFERRED INFLOWS OF RESOURCES	<u>17,888</u>	<u>19,331</u>	<u>(1,443)</u>	<u>-7.46%</u>
NET POSITION				
Net investment in capital assets	87,796	88,316	(520)	-0.59%
Restricted	11,321	8,310	3,011	36.23%
Unrestricted	(59,232)	(64,179)	4,947	-7.71%
Total Net Position	<u>\$ 39,885</u>	<u>\$ 32,447</u>	<u>\$ 7,438</u>	<u>22.92%</u>

MIRACOSTA COMMUNITY COLLEGE DISTRICT

MANAGEMENT'S DISCUSSION AND ANALYSIS

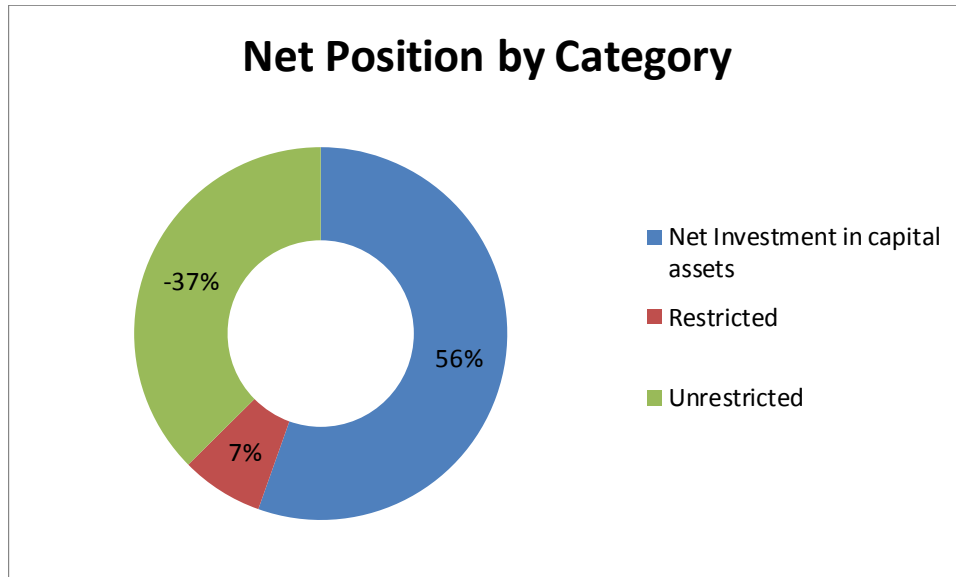
JUNE 30, 2016

- Cash and investments increased \$3.4 million over 2015. Cash and investments include cash deposited in the San Diego County Treasury along with investments with fiscal agents related to a lease revenue bond. Additional deposits of funds are held with various financial institutions. The increase in cash and investments for the 2015-2016 fiscal year is primarily due to an increase in revenue from the one time mandated block grant which contributed to higher overall revenues. Total nonoperating revenue was higher by 11.17 percent from prior year, whereas operating expenses were higher by 7.79 percent that resulted in the higher cash balance at the end of the fiscal year.
- The accounts receivable balance includes receivables for categorical programs and/or grants, lottery proceeds, and 4th quarter interest. Accounts receivable increased \$656 thousand from prior year due to the timing of actual cash received after the year-end cut off for June revenues.
- Accounts payable and accrued liabilities include June payroll expenses, vendor payables including construction payments for goods and services received prior to June 30, but not paid until the following fiscal year. The increase of \$498 thousand from the prior year is from both volume and timing of invoices from June paid in July.
- Unearned revenue consists of revenue received prior to being earned and includes enrollment fees for summer and fall, State categorical aid, and scheduled maintenance funds. Unearned revenue increased by \$2.7 million from the prior year.
- The current portion of long-term obligations reflects the amounts due within one year on the payments for the lease revenue bonds, compensated absences, and capital lease payment. This current portion decreased by \$67 thousand.
- The noncurrent liabilities increased by \$14.6 million. The non-pension long-term obligation decreased by \$1.1 million from the payment of the lease revenue bonds. The District implemented GASB Statement No. 68 and No. 71; thus, the proportionate share of the aggregate net pension (California State Teachers' Retirement System (CalSTRS) and California Public Employees' Retirement System (CalPERS) obligation was \$84.8 million, an increase of \$15.7 million (see Notes 15) from the prior year comprised of \$9.0 million from CalSTRS and \$6.7 million from CALPERS. Actuarial studies were performed by the respective plans where the District's proportionate share for CALSTRS were 0.0805 percent (was 0.0773 percent in June 2014) and 0.2074 percent (was 0.0215 percent in June 2014) for CalPERS.
- Net position include capital assets, net of related debt, debt service and capital projects funds, restricted assets for educational programs, and unrestricted assets. Total net position increased \$7.4 million.

MIRACOSTA COMMUNITY COLLEGE DISTRICT

MANAGEMENT'S DISCUSSION AND ANALYSIS

JUNE 30, 2016



Statement of Revenues, Expenses, and Changes in Net Position

Change in total net position as presented on the Statement of Net Position is based on the activity presented in the Statement of Revenues, Expenses, and Changes in Net Position. The purpose of this statement is to present the operating and nonoperating revenues earned, whether received or not, by the District, the operating and nonoperating expenses incurred, whether paid or not, by the District, and any other revenues, expenses, gains and/or losses earned or incurred by the District. Thus, this Statement presents the District's results of operations.

Generally, operating revenues are earned for providing goods and services to the various customers and constituencies of the District. Operating expenses are those expenses incurred to acquire or produce the goods and services provided in return for the operating revenues and to fulfill the mission of the District. Nonoperating revenues are those received or pledged for which goods and services are not provided; for example, State appropriations are nonoperating because they are provided by the legislature to the District without the legislature directly receiving commensurate goods and services for those revenues.

MIRACOSTA COMMUNITY COLLEGE DISTRICT

MANAGEMENT'S DISCUSSION AND ANALYSIS JUNE 30, 2016

The Statement of Revenues, Expenses, and Changes in Net Position for the years ended June 30, 2016 and 2015, is summarized below:

(Amounts in thousands)

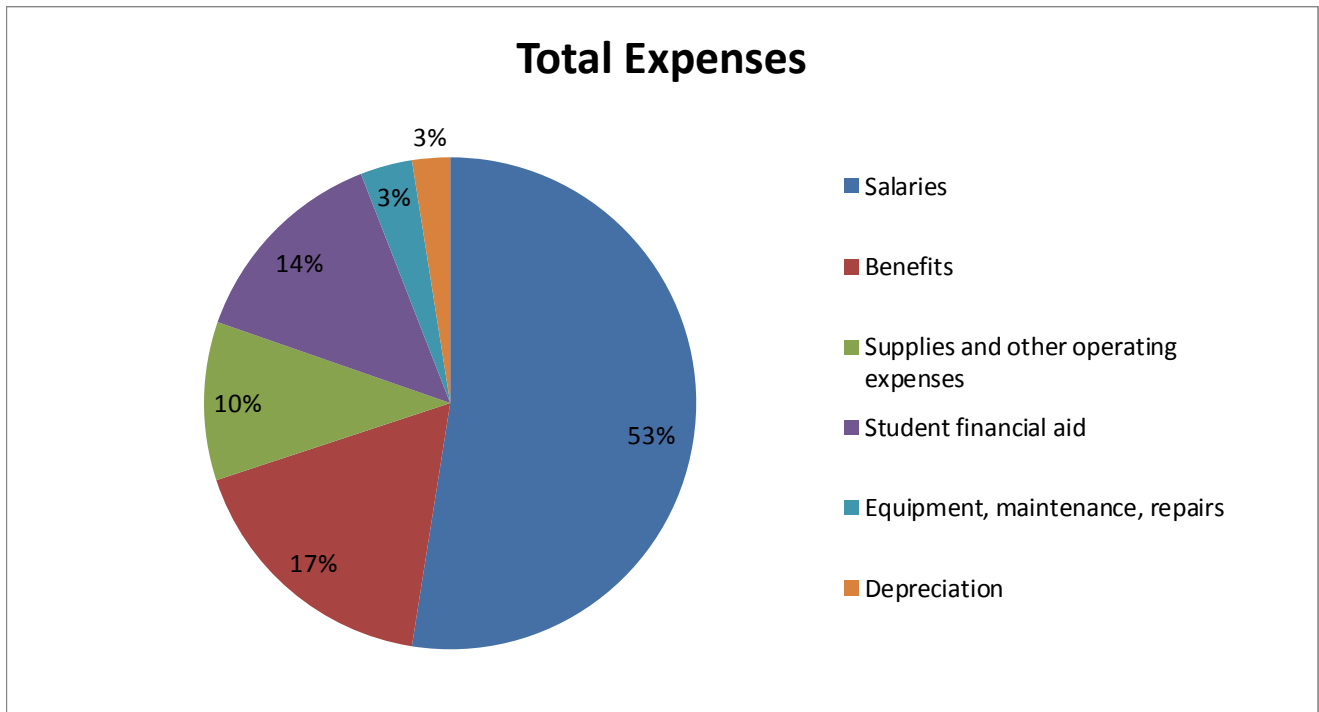
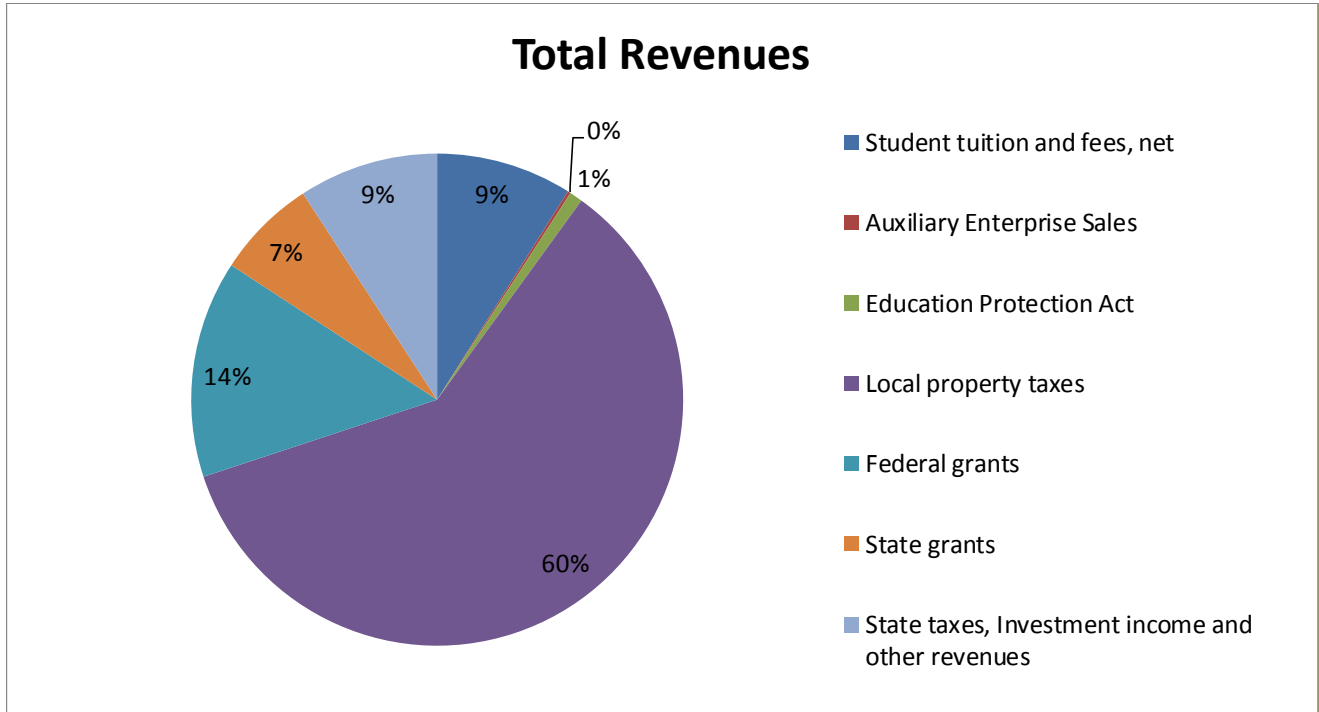
	2016	2015	Change	Percentage Change
Operating Revenues				
Tuition and fees	\$ 13,154	\$ 12,615	\$ 539	4.27%
Auxiliary sales and charges	286	293	(7)	-2.39%
Total Operating Revenues	<u>13,440</u>	<u>12,908</u>	<u>532</u>	<u>4.12%</u>
 Total Operating Expenses	 <u>139,485</u>	 <u>129,406</u>	 <u>10,079</u>	 <u>7.79%</u>
Operating Loss	<u>(126,045)</u>	<u>(116,498)</u>	<u>(9,547)</u>	<u>8.19%</u>
Nonoperating Revenues (Expenses)				
Grants and contracts	30,805	28,762	2,043	7.10%
Local property taxes	88,404	83,115	5,289	6.36%
State and other revenues	10,376	4,450	5,926	133.17%
Investment income, net	(190)	(60)	(130)	216.67%
Transfers to fiduciary funds	(117)	(123)	6	-4.88%
Other nonoperating revenues	3,931	3,680	251	6.82%
Total Nonoperating Revenue (Expenses)	<u>133,209</u>	<u>119,824</u>	<u>13,385</u>	<u>11.17%</u>
Other Revenues, Gains, and (Losses)				
State revenues, capital	270	110	160	145.45%
Local revenues, capital	1	9	(8)	-88.89%
Gain (loss) on disposal of capital assets	3	(18)	21	116.67%
Total Other Revenues, Gains, and (Losses)	<u>274</u>	<u>101</u>	<u>173</u>	<u>171.29%</u>
 Net Change in Net Position	 <u>\$ 7,438</u>	 <u>\$ 3,427</u>	 <u>\$ 4,011</u>	 <u>117.04%</u>

- Tuition and fees are generated by the resident, non-resident, and foreign fees paid by students attending MiraCosta College, including fees such as health fees, parking fees, community services classes, and other related fees. Tuition and fees increased by \$539 thousand.
- Total operating expenses includes employee salaries and benefits, supplies, operating expenses, and student financial aid. Operating expenses increased by \$10.1 million, primarily from salaries and benefits due to new faculty hires, annual salary and benefit increases.
- Grants and contracts revenues increased \$2.0 million, primarily from higher categorical programs.
- Local property taxes increased \$5.3 million, from higher assessed property values from prior year.
- The change in total nonoperating revenue increase of \$13.4 million was primarily from the increase in local property taxes and grants and contracts, including the one-time mandated block grant.

MIRACOSTA COMMUNITY COLLEGE DISTRICT

MANAGEMENT'S DISCUSSION AND ANALYSIS

JUNE 30, 2016



MIRACOSTA COMMUNITY COLLEGE DISTRICT

MANAGEMENT'S DISCUSSION AND ANALYSIS

JUNE 30, 2016

Expenses are reported by their operating categories as follows:

(Amounts in thousands)

	<u>2016</u>	<u>2015</u>	<u>Change</u>
Operating Expenses			
Salaries	\$ 73,210	\$ 66,270	\$ 6,940
Employee benefits	24,350	21,388	2,962
Supplies, materials, and other operating expenses and services	19,275	19,651	(376)
Student financial aid	19,183	18,678	505
Depreciation	3,467	3,419	48
Total Operating Expenses	<u>\$ 139,485</u>	<u>\$ 129,406</u>	<u>\$ 10,079</u>

Salaries and benefits increased \$9.9 million. This is primarily due to the following: step and column increases; hiring of full-time positions, CalSTRS/CalPERS rate increases, and contribution to the OPEB Trust fund for retiree's health benefits.

MIRACOSTA COMMUNITY COLLEGE DISTRICT

MANAGEMENT'S DISCUSSION AND ANALYSIS

JUNE 30, 2016

In accordance with requirements set forth by the California Community Colleges Chancellor's Office, the District reports operating expenses by object code. Operating expenses by functional classification for all governmental funds, including student financial aid, are as follows:

(Amounts in thousands)

	Instructional Salaries and Benefits	Noninstructional Salaries and Benefits	Supplies, Material, and Other Expenses and Services
Instructional Activities	\$ 45,435	\$ 3,595	\$ 944
Instructional Administration and	20	4,445	318
Instructional Support Services	1,360	4,881	341
Admissions and Records	-	2,043	35
Student Counseling and Guidance	19	5,635	158
Other Student Services	119	7,836	1,893
Operation and Maintenance of Plant	-	4,179	3,131
Planning, Policymaking, and Coordination	3	1,694	303
General Institutional Support Services	-	9,273	4,287
Community Services and Economic Development	-	2,301	1,803
Ancillary Services	479	2,182	964
Auxiliary Operations	-	533	263
Physical Property and Related Acquisitions	-	1,528	57
Student Aid	-	-	-
Depreciation Expense	-	-	-
Total	\$ 47,435	\$ 50,125	\$ 14,497

(Amounts in thousands)

	Equipment, Maintenance, and Repairs	Student Financial Aid	Depreciation	Total
Instructional Activities	\$ 1,158	\$ -	\$ -	\$ 51,132
Instructional Administration and	86	-	-	4,869
Instructional Support Services	1,359	-	-	7,941
Admissions and Records	14	-	-	2,092
Student Counseling and Guidance	62	-	-	5,874
Other Student Services	663	-	-	10,511
Operation and Maintenance of Plant	300	-	-	7,610
Planning, Policymaking, and Coordination	89	-	-	2,089
General Institutional Support Services	941	-	-	14,501
Community Services and Economic Development	72	-	-	4,176
Ancillary Services	14	-	-	3,639
Auxiliary Operations	20	-	-	816
Physical Property and Related Acquisitions	-	-	-	1,585
Student Aid	-	19,183	-	19,183
Depreciation Expense	-	-	3,467	3,467
Total	\$ 4,778	\$ 19,183	\$ 3,467	\$ 139,485

MIRACOSTA COMMUNITY COLLEGE DISTRICT

MANAGEMENT'S DISCUSSION AND ANALYSIS

JUNE 30, 2016

Statement of Cash Flows

The Statement of Cash Flows provides information about cash receipts and cash payments during the fiscal year. This Statement also helps users assess the District's ability to generate positive cash flows, meet obligations as they come due and the need for external financing.

The Statement of Cash Flows is divided into five parts. The first part reflects operating cash flows and shows the net cash used by the operating activities of the District. The second part details cash received for non-operating, non-investing, and non-capital financing purposes. The third part shows cash flows from capital and related financing activities. This part deals with the cash used for the acquisition and construction of capital and related items. The fourth part provides information from investing activities and the amount of interest received. The last section reconciles the net cash used by operating activities to the operating loss reflected on the Statement of Revenues, Expenses, and Changes in Net Position.

The Statement of Cash Flows for the year ended June 30, 2016 and 2015, is summarized below:

(Amounts in thousands)

	2016	2015	Change
Cash Provided by (Used in)			
Operating activities	\$ (125,369)	\$ (112,147)	\$ (13,222)
Noncapital financing activities	134,849	119,211	15,638
Capital financing activities	(6,290)	8,575	(14,865)
Investing activities	218	127	91
Net Change in Cash	3,408	15,766	(12,358)
Cash, Beginning of Year	44,327	28,561	15,766
Cash, End of Year	<u>\$ 47,735</u>	<u>\$ 44,327</u>	<u>\$ 3,408</u>

A detailed Statement of Cash Flows for the year ended June 30, 2016, is included in the Basic Financial Statements on pages 20 and 21 of this report.

- Cash provided in operating activities are from tuition and fees and the uses of cash are for payments to scholarship and grants, payments to vendors, and payments to or on behalf of employees. Net change in cash from operating activities increased by \$17.8 million.
- From noncapital financing activities, property tax revenue account for 66 percent while grants and contracts account for 25 percent.
- Capital financing activities includes revenues from the lease revenue bond and the purchase of capital assets (building improvements, construction in progress, equipment, etc.); the reduction of \$14.9 million is primarily from the lease revenue bond issue (receipt of cash) from the prior fiscal year and \$1.5 million higher cash outflow from capital asset purchases.
- Cash from investing activities is mainly interest earned on cash in bank and cash invested through the San Diego County pool. The increase from the prior year is \$91 thousand.

MIRACOSTA COMMUNITY COLLEGE DISTRICT

MANAGEMENT'S DISCUSSION AND ANALYSIS

JUNE 30, 2016

DISTRICT'S FIDUCIARY RESPONSIBILITY

The District is the trustee, or fiduciary, for certain amounts held on behalf of students, clubs, and donors for student loans and scholarships. The District is responsible for ensuring that the assets reported in these funds are used for their intended purposes.

CAPITAL ASSET AND DEBT ADMINISTRATION

Capital Assets

- As of June 30, 2016, the District had \$95.5 million invested in capital assets net of accumulated depreciation. Total capital assets consist of land, infrastructure, buildings and building improvements, construction in progress, vehicles, data processing equipment, and other office equipment. Capital assets increased by \$3.1 million during 2015-2016, and depreciation expense of approximately \$3.5 million was recorded for the fiscal year, an increase of \$48 thousand.
- Capital additions and deductions of construction in progress comprise costs associated with replacement and renovation of existing facilities.

Note 8 in the financial statements provides additional information on capital assets. A summary of capital assets, net of depreciation, is presented below:

(Amounts in thousands)

	2016	2015	Change
Land and construction in progress	\$ 9,789	\$ 6,306	\$ 3,483
Buildings and improvements	81,559	82,950	(1,391)
Furniture and equipment	4,134	3,176	958
Net Capital Assets	<u>\$ 95,482</u>	<u>\$ 92,432</u>	<u>\$ 3,050</u>

Debt

- At June 30, 2016, the District had \$13.4 million in debt in revenue bonds payable which reflects a decrease of \$1.0 million from the annual payments of the bond debts, which are the Lease Revenue Bonds from 2010 and 2015.
- Compensated absences and load banking increased \$67 thousand from the prior year.
- At June 30, 2016, the District had \$126 thousand in debt for the capital lease agreement with SunTrust Corporation for the debt financing of the energy efficiency projects approved by the Board in December 2006. The debt payments will be completed in fiscal year 2016-2017.
- The District contributed \$2.8 million to an irrevocable trust for the Retiree Health Benefit Program (Other Post Employment Benefit - OPEB) related to GASB Statement No. 45. The OPEB trust balance at the end of June 30, 2016 represented a funded ratio of 99.5 percent.

MIRACOSTA COMMUNITY COLLEGE DISTRICT

MANAGEMENT'S DISCUSSION AND ANALYSIS

JUNE 30, 2016

- The District implemented GASB Statement No. 68 and No.71; thus, the proportionate share of the aggregate net pension (CalSTRS and CalPERS) obligation was \$84.8 million, an increase of \$15.7 million (see Note 15). Actuarial studies were performed by CalSTRS and CalPERS, where the District's proportionate share were 0.0805 percent for CalSTRS and 0.2074 percent for CalPERS.

Note 11 in the financial statements provides additional information on long-term obligations. A summary of long-term obligation is presented below:

(Amounts in thousands)

	2016	2015	Change
Revenue bonds payable	\$ 13,390	\$ 14,413	\$ (1,023)
Compensated absences and load banking	3,166	3,099	67
Capital leases	126	371	(245)
Aggregate net pension obligation	84,758	69,053	15,705
Total Long-Term Obligations	<u>\$ 101,440</u>	<u>\$ 86,936</u>	<u>\$ 14,504</u>

ECONOMIC FACTORS THAT MAY AFFECT THE FUTURE

The District's economic condition is directly affected by the economic well-being of the State of California. The California Community College Chancellor's Office, The California Department of Finance, and the California Legislative Analyst's Office (LAO) have predicted a 6 percent steady growth in California's economic health. According to the November 2015, *California's Fiscal Outlook*, issued by the LAO, the State budget situation is positive from two years ago. The LAO's forecast reflects continued improvement in the State's finances. Those improvements are expected to be seen in the growth of property taxes. State funding for community colleges is largely based upon the funding model designed by Prop 98, which establishes a minimum funding level for education. The District is unique in California in that it is primarily funded by property taxes. An increase in property taxes will not only have a positive impact on other educational institutions statewide, but also on the District. The LAO's forecast further supports the District's multi-year financial plans and projections.

The District is not aware of any currently known facts, decisions, or conditions that are expected to have a significant negative impact on the financial position or operations during fiscal year 2016-2017. Beyond those unknown variables having a global effect on virtually all types of business operations, the District remains confident in the current economic climate. Management will continue to provide information to the Board of Trustees and community on the financial condition of the District and to monitor resources to maintain the District's ability to react to internal and external issues if and when they arise.

CONTACTING THE DISTRICT'S FINANCIAL MANAGEMENT

This financial report is designed to provide our citizens, taxpayers, students, and investors and creditors with a general overview of the District's finances and to show the District's accountability for the money it receives. If you have questions about this report or need any additional financial information, contact the Vice President of Business and Administrative Services, Charlie Ng, at MiraCosta Community College District, One Barnard Drive, Oceanside, CA 92056-3899.

MIRACOSTA COMMUNITY COLLEGE DISTRICT

**STATEMENT OF NET POSITION - PRIMARY GOVERNMENT
JUNE 30, 2016**

ASSETS

Current Assets

Cash and cash equivalents	\$ 1,956,294
Investments	45,778,633
Accounts receivable	4,344,988
Student accounts receivable	664,774
Due from fiduciary funds	781
Prepaid expenses	751,963
Total Current Assets	<u>53,497,433</u>

Noncurrent Assets

Net other postemployment benefits (OPEB) asset	2,818,124
Nondepreciable capital assets	9,789,525
Depreciable capital assets, net of depreciation	85,692,853
Total Noncurrent Assets	<u>98,300,502</u>

TOTAL ASSETS

151,797,935

DEFERRED OUTFLOWS OF RESOURCES

Deferred outflows of resources related to pensions	<u>20,127,882</u>
--	-------------------

LIABILITIES

Current Liabilities

Accounts payable	5,057,411
Accrued interest payable	102,790
Due to fiduciary funds	38,645
Unearned revenue	7,513,889
Current portion of long-term obligations other than pensions	1,315,023
Total Current Liabilities	<u>14,027,758</u>

Noncurrent Liabilities

Other long-term liabilities - noncurrent portion	15,367,633
Aggregate net pension obligation	84,757,726
Total Noncurrent Liabilities	<u>100,125,359</u>

TOTAL LIABILITIES

114,153,117

DEFERRED INFLOWS OF RESOURCES

Deferred inflows of resources related to pensions	<u>17,887,953</u>
---	-------------------

NET POSITION

Net investment in capital assets	87,795,521
Restricted for:	
Debt service	1,291,997
Capital projects	8,211,478
Educational programs	1,817,998
Unrestricted	(59,232,247)
TOTAL NET POSITION	<u>\$ 39,884,747</u>

The accompanying notes are an integral part of these financial statements.

MIRACOSTA COMMUNITY COLLEGE DISTRICT

STATEMENT OF REVENUES, EXPENSES, AND CHANGES IN NET POSITION - PRIMARY GOVERNMENT FOR THE YEAR ENDED JUNE 30, 2016

OPERATING REVENUES

Student Tuition and Fees	\$ 20,442,566
Less: Scholarship discount and allowance	(7,288,154)
Net tuition and fees	<u>13,154,412</u>
Auxiliary Enterprise Sales and Charges	
Bookstore	259,229
Cafeteria	26,554
TOTAL OPERATING REVENUES	<u>13,440,195</u>

OPERATING EXPENSES

Salaries	73,209,850
Employee benefits	24,350,377
Supplies, materials, and other operating expenses and services	14,496,630
Student financial aid	19,183,291
Equipment, maintenance, and repairs	4,777,964
Depreciation	3,466,673
TOTAL OPERATING EXPENSES	<u>139,484,785</u>

OPERATING LOSS

(126,044,590)

NONOPERATING REVENUES (EXPENSES)

Education Protection Act and other general apportionment	1,282,029
Local property taxes, levied for general purposes	88,403,642
Federal grants	21,071,742
State grants	9,732,830
State taxes and other revenues	9,093,975
Investment income	247,724
Interest expense on capital related debt	(441,749)
Investment income on capital asset-related debt, net	4,155
Transfer to fiduciary funds	(117,000)
Other nonoperating revenue	3,931,392

TOTAL NONOPERATING REVENUES (EXPENSES)

133,208,740

INCOME BEFORE OTHER REVENUES

7,164,150

OTHER REVENUES

State revenues, capital	269,384
Local revenues, capital	1,200
Gain on disposal of capital assets	3,095
TOTAL OTHER REVENUES	<u>273,679</u>

CHANGE IN NET POSITION

7,437,829

NET POSITION, BEGINNING OF YEAR

32,446,918

NET POSITION, END OF YEAR

\$ 39,884,747

The accompanying notes are an integral part of these financial statements.

MIRACOSTA COMMUNITY COLLEGE DISTRICT

STATEMENT OF CASH FLOWS - PRIMARY GOVERNMENT FOR THE YEAR ENDED JUNE 30, 2016

CASH FLOWS FROM OPERATING ACTIVITIES

Tuition and fees	\$ 13,068,810
Payments to vendors for supplies and services	(20,594,747)
Payments to or on behalf of employees	(98,945,412)
Payments to students for scholarships and grants	(19,183,291)
Auxiliary enterprise sales and charges	285,783
Net Cash Flows From Operating Activities	(125,368,857)

CASH FLOWS FROM NONCAPITAL FINANCING ACTIVITIES

Grant and contracts	33,384,300
Property taxes - nondebt related	88,403,642
State taxes and other apportionments	9,713,590
Other nonoperating	3,347,687
Net Cash Flows From Noncapital Financing Activities	134,849,219

CASH FLOWS FROM CAPITAL FINANCING ACTIVITIES

Purchase of capital assets	(5,370,494)
Proceeds from sale of capital assets	14,462
Principal paid on capital debt	(1,268,162)
Interest paid on capital debt	(468,851)
Revenues, grants, and gifts, capital	798,453
Interest received on capital asset-related debt	4,155
Net Cash Flows From Capital Financing Activities	(6,290,437)

CASH FLOWS FROM INVESTING ACTIVITIES

Interest received from investments	217,504
------------------------------------	---------

NET CHANGE IN CASH AND CASH EQUIVALENTS

3,407,429

CASH AND CASH EQUIVALENTS, BEGINNING OF YEAR

44,327,498

CASH AND CASH EQUIVALENTS, END OF YEAR

\$ 47,734,927

The accompanying notes are an integral part of these financial statements.

MIRACOSTA COMMUNITY COLLEGE DISTRICT

STATEMENT OF CASH FLOWS - PRIMARY GOVERNMENT, CONTINUED FOR THE YEAR ENDED JUNE 30, 2016

RECONCILIATION OF NET OPERATING LOSS TO NET CASH FLOWS FROM OPERATING ACTIVITIES

Operating Loss	<u>\$ (126,044,590)</u>
Adjustments to Reconcile Operating Loss to Net Cash Flows From Operating Activities	
Depreciation expense	3,466,673
Changes in Assets, Liabilities, Deferred Outflows, and Deferred Inflows	
Receivables	(90,297)
Prepaid expenses	(683,914)
Accounts payable and accrued liabilities	(802,623)
Unearned revenue	329,380
Net other postemployment benefits (OPEB) asset	(1,993,741)
Deferred outflows of resources related to pensions	(13,878,936)
Compensated absences and load banking	67,743
Aggregate net pension obligation	15,704,643
Deferred inflows of resources related to pensions	<u>(1,443,195)</u>
Total Adjustments	<u>675,733</u>
Net Cash Flows From Operating Activities	<u><u>\$ (125,368,857)</u></u>

CASH AND CASH EQUIVALENTS CONSIST OF THE FOLLOWING:

Cash in banks	\$ 1,956,294
Cash in county treasury	45,459,889
U.S. Federated Cash Reserves	<u>318,744</u>
Total Cash and Cash Equivalents	<u><u>\$ 47,734,927</u></u>

NONCASH TRANSACTIONS

On behalf payments for benefits	<u><u>\$ 2,282,783</u></u>
---------------------------------	----------------------------

The accompanying notes are an integral part of these financial statements.

MIRACOSTA COMMUNITY COLLEGE DISTRICT

STATEMENT OF FIDUCIARY NET POSITION JUNE 30, 2016

	<u>Trust</u>	<u>Agency Funds</u>
ASSETS		
Cash and cash equivalents	\$ 21,586	\$ 317,523
Investments	1,106,519	-
Accounts receivable	72,874	850
Due from primary government	38,645	-
Fixed assets, net of depreciation	4,804,095	-
Total Assets	<u>6,043,719</u>	<u>\$ 318,373</u>
LIABILITIES		
Accounts payable	462,704	\$ 1,149
Due to primary government	781	-
Unearned revenue	37,992	-
Due to student groups	-	317,224
Total Liabilities	<u>501,477</u>	<u>\$ 318,373</u>
NET POSITION		
Unreserved	<u>5,542,242</u>	
Total Net Position	<u>\$ 5,542,242</u>	

The accompanying notes are an integral part of these financial statements.

MIRACOSTA COMMUNITY COLLEGE DISTRICT

STATEMENT OF CHANGES IN FIDUCIARY NET POSITION FOR THE YEAR ENDED JUNE 30, 2016

	<u>Trust</u>
ADDITIONS	
Local revenues	\$ 169,484
DEDUCTIONS	
Classified salaries	89,107
Employee benefits	13,972
Books and supplies	62,052
Services and operating expenditures	66,714
Capital outlay	562,943
Depreciation	119,165
Total Deductions	<u>913,953</u>
OTHER FINANCING SOURCES (USES)	
Transfer from primary government	117,000
Other uses	(17,373)
Total Other Financing Sources (Uses)	<u>99,627</u>
Change in Net Position	(644,842)
Net Position - Beginning	<u>6,187,084</u>
Net Position - Ending	<u><u>\$ 5,542,242</u></u>

The accompanying notes are an integral part of these financial statements.

MIRACOSTA COMMUNITY COLLEGE DISTRICT

NOTES TO FINANCIAL STATEMENTS

JUNE 30, 2016

NOTE 1 - ORGANIZATION

The MiraCosta Community College District (the District) was established in 1934 as a political subdivision of the State of California and is a comprehensive, public, two-year institution offering educational services to residents of the surrounding area. The District operates under a locally elected seven-member Board of Trustees form of government, which establishes the policies and procedures by which the District operates. The Board must approve the annual budgets for the General Fund and capital project funds, but these budgets are managed at the department level. Currently, the District operates two campuses and one center. The main campus, MiraCosta College, is located on a 121-acre site in the city of Oceanside. The District also operates the 42-acre San Elijo campus in the city of Cardiff, a 7.6-acre Community Learning Center in Oceanside, and a 22,627-square-foot Technology Career Institute and North San Diego Small Business Development Center in Carlsbad. While the District is a political subdivision of the State of California, it is legally separate and is independent of other State and local governments, and it is not a component unit of the State in accordance with the provisions of Governmental Accounting Standards Board (GASB) Statement No. 61. The District is classified as a Public Educational Institution under Internal Revenue Code Section 115 and is, therefore, exempt from Federal taxes.

NOTE 2 - SUMMARY OF SIGNIFICANT ACCOUNTING POLICIES

Financial Reporting Entity

The District is the level of government primarily accountable for activities related to public education. The governing authority consists of elected officials who, together, constitute the Board of Trustees.

The District considered its financial and operational relationships with potential component units under the reporting entity definition of GASB Statement No. 14, *The Financial Reporting Entity*. The basic, but not the only, criterion for including another organization in the District's reporting entity for financial reports is the ability of the District's elected officials to exercise oversight responsibility over such agencies. Oversight responsibility implies that one entity is dependent on another and that the dependent unit should be reported as part of the other.

Oversight responsibility is derived from the District's power and includes, but is not limited to: financial interdependency, selection of governing authority, designation of management, ability to significantly influence operations, and accountability for fiscal matters.

Based upon the requirements of GASB Statement No. 14, and as amended by GASB Statement No. 61, *Determining Whether Certain Organizations are Component Units*, certain organizations warrant inclusion as part of the financial reporting entity because of the nature and significance of their relationship with the District, including their ongoing financial support to the District or its other component units. A legally separate, tax-exempt organization should be reported as a component unit of the District if all of the following criteria are met:

1. The economic resources received or held by the separate organization are entirely or almost entirely for the direct benefit of the District, its component units, or its constituents.
2. The District, or its component units, is entitled to, or has the ability to otherwise access, a majority of the economic resources received or held by the separate organization.
3. The economic resources received or held by an individual organization that the District, or its component units, is entitled to, or has the ability to otherwise access, are significant to the District.

MIRACOSTA COMMUNITY COLLEGE DISTRICT

NOTES TO FINANCIAL STATEMENTS

JUNE 30, 2016

Based upon the application of the criteria listed above, the following potential component unit has been excluded from the District's reporting entity:

MiraCosta College Foundation

The MiraCosta College Foundation (the Foundation) is a separate not-for-profit corporation. The Board of Directors is elected independent of any District Board of Trustee's appointments. The Foundation is responsible for approving its own budget and accounting and finance related activities.

The Foundation is not included as a Component Unit because the third criterion was not met; the economic resources received and held by the Foundation are not significant to the District.

Complete financial statements for the Foundation can be obtained from the Foundation's Business Office at One Barnard Drive, Oceanside, CA 92056.

Measurement Focus, Basis of Accounting, and Financial Statement Presentation

For financial reporting purposes, the District is considered a special-purpose government engaged only in business-type activities as defined by GASB Statements No. 34 and No. 35 as amended by GASB Statements No. 37, No. 38, and No. 39. This presentation provides a comprehensive entity-wide perspective of the District's assets, liabilities, activities, and cash flows and replaces the fund group perspective previously required. Accordingly, the District's financial statements have been presented using the economic resources measurement focus and the accrual basis of accounting. The significant accounting policies followed by the District in preparing these financial statements are in accordance with accounting principles generally accepted in the United States of America as prescribed by GASB. Additionally, the District's policies comply with the California Community Colleges Chancellor's Office *Budget and Accounting Manual*. Under the accrual basis, revenues are recognized when earned, and expenses are recorded when an obligation has been incurred. All material intra-agency and intra-fund transactions have been eliminated.

Revenues resulting from exchange transactions, in which each party gives and receives essentially equal value, and classified as operating revenues. These transactions are recorded on the accrual basis when the exchange takes place. Available means that the resources will be collected within the current fiscal year or are expected to be collected soon enough thereafter to be used to pay liabilities of the current fiscal year. For the District, operating revenues consist primarily of student fees and auxiliary activities through the bookstore and cafeteria.

Nonexchange transactions, in which the District receives value without directly giving equal value in return, include State apportionments, property taxes, certain Federal and State grants, entitlements, and donations. Property tax revenue is recognized in the fiscal year received. State apportionment revenue is earned based upon criteria set forth from the Community Colleges Chancellor's Office and includes reporting of full-time equivalent students (FTES) attendance. The corresponding apportionment revenue is recognized in the period the FTES are generated. Revenue from Federal and State grants and entitlements are recognized in the fiscal year in which all eligibility requirements have been satisfied. Eligibility requirements may include time and/or purpose requirements.

MIRACOSTA COMMUNITY COLLEGE DISTRICT

NOTES TO FINANCIAL STATEMENTS

JUNE 30, 2016

Operating expenses are costs incurred to provide instructional services including support costs, auxiliary services, and depreciation of capital assets. All other expenses not meeting this definition are reported as nonoperating. Expenses are recorded on the accrual basis as they are incurred, when goods are received, or services are rendered.

The District reports are based on all applicable GASB pronouncements, as well as applicable Financial Accounting Standards Board (FASB) pronouncements issued on or before November 30, 1989, unless those pronouncements conflict or contradict GASB pronouncements. The District has not elected to apply FASB pronouncements after that date.

The financial statements are presented in accordance with the reporting model as prescribed in GASB Statement No. 34, *Basic Financial Statements and Management's Discussion and Analysis for State and Local Governments*, and GASB Statement No. 35, *Basic Financial Statements and Management's Discussion and Analysis for Public Colleges and Universities*, as amended by GASB Statements No. 37, No. 38, and No. 39. The business-type activities model followed by the District requires the following components of the District's financial statements:

- Management's Discussion and Analysis
- Basic Financial Statements for the District as a whole including:
 - Statement of Net Position - Primary Government
 - Statement of Revenues, Expenses, and Changes in Net Position - Primary Government
 - Statement of Cash Flows - Primary Government
 - Financial Statements for the Fiduciary Funds including:
 - Statement of Fiduciary Net Position
 - Statement of Changes in Fiduciary Net Position
- Notes to the Financial Statements

Cash and Cash Equivalents

The District's cash and cash equivalents are considered to be unrestricted cash on hand, demand deposits, and short-term unrestricted investments with original maturities of three months or less from the date of acquisition. Cash and cash equivalents represent balances restricted by external sources such as grants and contracts or specifically restricted for the repayment of capital debt.

Investments

Investments held at June 30, 2016, with original maturities greater than one year are stated at fair value. Fair value is estimated based on quoted market prices at year-end. All investments not required to be reported at fair value are stated at cost or amortized cost. Fair values of investments in County and State investment pools are determined by the program sponsor.

Accounts Receivable

Accounts receivable include amounts due from the Federal, State and/or local governments, or private sources, in connection with reimbursement of allowable expenditures made pursuant to the District's grants and contracts. Accounts receivable also consist of tuition and fee charges to students and auxiliary enterprise services provided to students, faculty, and staff, the majority of each residing in the State of California. The District sends outstanding receivables to the Chancellor's Office Tax Offset Program (COTOP) for collection and writes off the uncollected amounts annually.

MIRACOSTA COMMUNITY COLLEGE DISTRICT

NOTES TO FINANCIAL STATEMENTS

JUNE 30, 2016

Prepaid Expenses

Prepaid expenses represent payments made to vendors and others for services that will benefit periods beyond June 30.

Capital Assets and Depreciation

Capital assets are long-lived assets of the District as a whole and include land, construction in progress, buildings, leasehold improvements, and equipment. The District maintains an initial unit cost capitalization threshold of \$5,000 and an estimated useful life greater than one year. Assets are recorded at historical cost, or estimated historical cost, when purchased or constructed. Donated capital assets are recorded at estimated fair market value at the date of donation. Improvements to buildings and land that significantly increase the value or extend the useful life of the asset are capitalized; the costs of routine maintenance and repairs that do not add to the value of the asset or materially extend an asset's life are charged as an operating expense in the year in which the expense was incurred. Major outlays for capital improvements are recorded as construction in progress as the projects are constructed.

Depreciation of capital assets is computed and recorded utilizing the straight-line method. Estimated useful lives of the various classes of depreciable capital assets are as follows: buildings, 25 to 50 years; improvements, 25 to 50 years; equipment, 4 to 10 years; vehicles, 5 to 10 years.

Accrued Liabilities and Long-Term Obligations

All payables, accrued liabilities, and long-term obligations are reported in the entity-wide financial statements.

Debt Issuance Costs, Premiums, and Discounts

Lease revenue bond premiums and discounts, as well as issuance costs related to prepaid insurance costs, are amortized over the life of the bonds using the straight-line method.

Deferred Outflows/Inflows of Resources

In addition to assets, the Statement of Net Position also reports deferred outflows of resources. This separate financial statement element represents a consumption of net position that applies to a future period and so will not be recognized as an expense or expenditure until then. The District reports deferred outflows of resources for pension related items.

In addition to liabilities, the Statement of Net Position reports a separate section for deferred inflows of resources. This separate financial statement element represents an acquisition of net position that applies to a future period and so will not be recognized as revenue until then. The District reports deferred inflows of resources for pension related items.

MIRACOSTA COMMUNITY COLLEGE DISTRICT

NOTES TO FINANCIAL STATEMENTS

JUNE 30, 2016

Pensions

For purposes of measuring the net pension liability and deferred outflows/inflows of resources related to pensions and pension expense, information about the fiduciary net position of the California State Teachers' Retirement System (CalSTRS) and the California Public Employees' Retirement System (CalPERS) plan for schools (the Plans) and additions to/deductions from the Plans' fiduciary net position have been determined on the same basis as they are reported by CalSTRS and CalPERS. For this purpose, benefit payments (including refunds of employee contributions) are recognized when due and payable in accordance with the benefit terms. Member contributions are recognized in the period in which they are earned. Investments are reported at fair value.

Compensated Absences

Accumulated unpaid employee vacation benefits are accrued as a liability as the benefits are earned. The entire compensated absence liability is reported on the entity-wide financial statements. The current portion of unpaid compensated absences is recognized upon the occurrence of relevant events such as employee resignation and retirements that occur prior to year-end that have not yet been paid within the fund from which the employees who have accumulated the leave are paid. The District also participates in "load-banking" with eligible academic employees whereby the employee may teach extra courses in one period in exchange for time off in another period. The liability for this benefit is reported on the entity-wide financial statements.

Sick leave is accumulated without limit for each employee based upon negotiated contracts or Board policies and procedures. Leave with pay is provided when employees are absent for health reasons; however, the employees do not gain a vested right to accumulated sick leave. Employees are never paid for any sick leave balance at termination of employment or any other time. Therefore, the value of accumulated sick leave is not recognized as a liability in the District's financial statements. However, retirement credit for unused sick leave is applicable to all classified school members who retire after January 1, 1999. At retirement, each member will receive .004 year of service credit for each day of unused sick leave. Retirement credit for unused sick leave is applicable to all academic employees and is determined by dividing the number of unused sick days by the number of base service days required to complete the last school year, if employed full time.

Unearned Revenue

Unearned revenue arises when potential revenue does not meet both the "measurable" and "available" criteria for recognition in the current period or when resources are received by the District prior to the incurrence of qualifying expenditures. In subsequent periods, when both revenue recognition criteria are met, or when the District has a legal claim to the resources, the liability for unearned revenue is removed from the combined balance sheet and revenue is recognized. Unearned revenue includes (1) amounts received for tuition and fees prior to the end of the fiscal year that are related to the subsequent fiscal year and (2) amounts received from Federal and State grants received before the eligibility requirements are met.

Noncurrent Liabilities

Noncurrent liabilities include bonds payable, compensated absences, load banking, capital lease obligations, and the aggregate net pension obligation with maturities greater than one year.

MIRACOSTA COMMUNITY COLLEGE DISTRICT

NOTES TO FINANCIAL STATEMENTS

JUNE 30, 2016

Net Position

GASB Statements No. 34 and No. 35 report equity as "Net Position" and represent the difference between assets and liabilities. Net position is classified according to imposed restrictions or availability of assets for satisfaction of District obligations according to the following net asset categories:

Net Investment in Capital Assets consists of capital assets, net of accumulated depreciation and outstanding principal balances of debt attributable to the acquisition, construction, or improvement of those assets. To the extent debt has been incurred, but not yet expended for capital assets, such accounts are not included as a component of net investment in capital assets.

Restricted: Net position is reported as restricted when there are limitations imposed on their use, either through enabling legislation adopted by the District, or through external restrictions imposed by creditors, grantors, or laws or regulations of other governments. The District first applies restricted resources when an expense is incurred for purposes for which both restricted and unrestricted resources are available.

Unrestricted: Net position that is not subject to externally imposed constraints. Unrestricted net position may be designated for specific purposes by action of the Board of Trustees or may otherwise be limited by contractual agreements with outside parties.

When both restricted and unrestricted resources are available for use, it is the District's practice to use restricted resources first and the unrestricted resources when they are needed. The entity-wide financial statements report \$11,321,473 of restricted net position.

Operating Revenues and Expenses

Classification of Revenues - The District has classified its revenues as either operating or nonoperating. Certain significant revenue streams relied upon for operation are classified as nonoperating as defined by GASB Statements No. 34 and No. 35. Classifications are as follows:

Operating revenues - Operating revenues include activities that have the characteristics of exchange transactions, such as net of scholarship discounts and allowances, sales and services of auxiliary enterprises, net of scholarship discounts and allowances, and interest on institutional student loans.

Nonoperating revenues - Nonoperating revenues include activities that have the characteristics of nonexchange transactions, such as property taxes, investment income, Federal, State, and local grants and contracts, gifts and contributions, and other revenue sources defined in GASB Statements No. 34 and No. 35.

Classification of Expenses - Nearly all the District's expenses are from exchange transactions and are classified as either operating or nonoperating according to the following criteria:

Operating expenses - Operating expenses are necessary costs to provide the services of the District and include employee salaries and benefits, supplies, operating expenses, and student financial aid.

Nonoperating expenses - Nonoperating expenses include interest expense and other expenses not directly related to the services of the District.

MIRACOSTA COMMUNITY COLLEGE DISTRICT

NOTES TO FINANCIAL STATEMENTS

JUNE 30, 2016

State Apportionments

Certain current year apportionments from the State are based on financial and statistical information of the previous year. Any corrections due to the recalculation of the apportionment are made in February of the subsequent year. When known and measurable, these recalculations and corrections are accrued in the year in which the FTES are generated.

Property Taxes

Secured property taxes attach as an enforceable lien on property as of January 1. The County Assessor is responsible for assessment of all taxable real property. Taxes are payable in two installments on November 1 and February 1 and become delinquent on December 10 and April 10, respectively. Unsecured property taxes are payable in one installment on or before August 31. The County of San Diego bills and collects the taxes on behalf of the District. Local property tax revenues are recorded when received.

Scholarships, Discounts, and Allowances

Student tuition and fee revenue is reported net of scholarships, discounts, and allowances. Fee waivers approved by the Board of Governors are included within the scholarships, discounts, and allowances in the Statement of Revenues, Expenses, and Changes in Net Position. Scholarship discounts and allowances represent the difference between stated charges for enrollment fees and the amount that is paid by students or third parties making payments on the students' behalf.

Federal Financial Assistance Programs

The District participates in federally funded Pell Grants, SEOG Grants, and Federal Work-Study and Federal Direct Student Loan programs, as well as other programs funded by the Federal government. Financial aid to students is either reported as operating expenses or scholarship allowances, which reduce revenues. The amount reported as operating expense represents the portion of aid that was provided to the student in the form of cash. Scholarship allowances represent the portion of aid provided to students in the form of reduced tuition. These programs are audited in accordance with Title 2 U.S. Code of Federal Regulations (CFR) Part 200, *Uniform Administrative Requirements, Cost Principles, and Audit Requirements for Federal Awards*.

Estimates

The preparation of the financial statements in conformity with accounting principles generally accepted in the United States of America requires management to make estimates and assumptions that affect the amounts reported in the financial statements and accompanying notes. Actual results may differ from those estimates.

Interfund Activity

Interfund transfers and interfund receivables and payables for governmental activities are eliminated during the consolidation process in the Primary Government and Fiduciary Funds' financial statements, respectively.

MIRACOSTA COMMUNITY COLLEGE DISTRICT

NOTES TO FINANCIAL STATEMENTS

JUNE 30, 2016

Change in Accounting Principles

In February 2015, the GASB issued Statement No. 72, *Fair Value Measurement and Application*. This Statement addresses accounting and financial reporting issues related to fair value measurements. The definition of *fair value* is the price that would be received to sell an asset or paid to transfer a liability in an orderly transaction between market participants at the measurement date. This Statement provides guidance for determining a fair value measurement for financial reporting purposes. This Statement also provides guidance for applying fair value to certain investments and disclosures related to all fair value measurements.

The District has implemented the provisions of this Statement as of June 30, 2016.

In June 2015, the GASB issued Statement No. 73, *Accounting and Financial Reporting for Pensions and Related Assets That Are Not within the Scope of GASB Statement 68, and Amendments to Certain Provisions of GASB Statements 67 and 68*. The objective of this Statement is to improve the usefulness of information about pensions included in the general purpose external financial reports of State and local governments for making decisions and assessing accountability. This Statement results from a comprehensive review of the effectiveness of existing standards of accounting and financial reporting for all postemployment benefits with regard to providing decision-useful information, supporting assessments of accountability and inter-period equity, and creating additional transparency.

This Statement establishes requirements for defined benefit pensions that are not within the scope of Statement No. 68, *Accounting and Financial Reporting for Pensions—an amendment to GASB Statement No. 27*, as well as for the assets accumulated for purposes of providing those pensions. In addition, it establishes requirements for defined contribution pensions that are not within the scope of GASB Statement No. 68. It also amends certain provisions of GASB Statement No. 67, *Financial Reporting for Pension Plans—an amendment to GASB Statement No. 25*, and GASB Statement No. 68 for pension plans and pensions that are within their respective scopes.

The provisions in this Statement, effective as of June 30, 2016, include the provisions for assets accumulated for purposes of providing pensions through defined benefit plans and the amended provisions of GASB Statements No. 67 and No. 68. The District has implemented these provisions as of June 30, 2016. The provisions in this Statement related to defined benefit pensions that are not within the scope of GASB Statement No. 68 are effective for periods beginning after June 15, 2016.

In June 2015, the GASB issued Statement No. 76, *The Hierarchy of Generally Accepted Accounting Principles for State and Local Governments*. The objective of this Statement is to identify—in the context of the current governmental financial reporting environment—the hierarchy of generally accepted accounting principles (GAAP). The "GAAP hierarchy" consists of the sources of accounting principles used to prepare financial statements of State and local governmental entities in conformity with GAAP and the framework for selecting those principles. This Statement reduces the GAAP hierarchy to two categories of authoritative GAAP and addresses the use of authoritative and non-authoritative literature in the event that the accounting treatment for a transaction or other event is not specified within a source of authoritative GAAP.

This Statement supersedes GASB Statement No. 55, *The Hierarchy of Generally Accepted Accounting Principles for State and Local Governments*.

The District has implemented the provisions of this Statement as of June 30, 2016.

MIRACOSTA COMMUNITY COLLEGE DISTRICT

NOTES TO FINANCIAL STATEMENTS

JUNE 30, 2016

In December 2015, the GASB issued Statement No. 79, *Certain External Investment Pools and Pool Participants*. This Statement addresses accounting and financial reporting for certain external investment pools and pool participants. Specifically, it establishes criteria for an external investment pool to qualify for making the election to measure all of its investments at amortized cost for financial reporting purposes. An external investment pool qualifies for that reporting if it meets all of the applicable criteria established in this Statement. The specific criteria address (1) how the external investment pool transacts with participants; (2) requirements for portfolio maturity, quality, diversification, and liquidity; and (3) calculation and requirements of a shadow price. Significant noncompliance prevents the external investment pool from measuring all of its investments at amortized cost for financial reporting purposes. Professional judgment is required to determine if instances of noncompliance with the criteria established by this Statement during the reporting period, individually or in the aggregate, were significant.

If an external investment pool does not meet the criteria established by this Statement, that pool should apply the provisions in paragraph 16 of GASB Statement No. 31, *Accounting and Financial Reporting for Certain Investments and for External Investment Pools*, as amended. If an external investment pool meets the criteria in this Statement and measures all of its investments at amortized cost, the pool's participants also should measure their investments in that external investment pool at amortized cost for financial reporting purposes. If an external investment pool does not meet the criteria in this Statement, the pool's participants should measure their investments in that pool at fair value, as provided in paragraph 11 of GASB Statement No. 31, as amended.

This Statement establishes additional note disclosure requirements for qualifying external investment pools that measure all of their investments at amortized cost for financial reporting purposes and for governments that participate in those pools. Those disclosures, for both the qualifying external investment pools and their participants, include information about any limitations or restrictions on participant withdrawals.

The District has implemented the provisions of this Statement as of June 30, 2016.

New Accounting Pronouncements

In June 2015, the GASB issued Statement No. 74, *Financial Reporting for Postemployment Benefit Plans Other Than Pension Plans*. The objective of this Statement is to improve the usefulness of information about postemployment benefits other than pensions (other postemployment benefits or OPEB) included in the general purpose external financial reports of State and local governmental OPEB plans for making decisions and assessing accountability. This Statement results from a comprehensive review of the effectiveness of existing standards of accounting and financial reporting for all postemployment benefits (pensions and OPEB) with regard to providing decision-useful information, supporting assessments of accountability and inter-period equity, and creating additional transparency.

This Statement replaces GASB Statements No. 43, *Financial Reporting for Postemployment Benefit Plans Other Than Pension Plans*, as amended, and No. 57, *OPEB Measurements by Agent Employers and Agent Multiple-Employer Plans*. It also includes requirements for defined contribution OPEB plans that replace the requirements for those OPEB plans in GASB Statements No. 25, *Financial Reporting for Defined Benefit Pension Plans and Note Disclosures for Defined Contribution Plans*, as amended, No. 43, and No. 50, *Pension Disclosures*.

The requirements of this Statement are effective for financial statements for periods beginning after June 15, 2016. Early implementation is encouraged.

MIRACOSTA COMMUNITY COLLEGE DISTRICT

NOTES TO FINANCIAL STATEMENTS

JUNE 30, 2016

In June 2015, the GASB issued Statement No. 75, *Accounting and Financial Reporting for Postemployment Benefits Other Than Pension*. The primary objective of this Statement is to improve accounting and financial reporting by State and local governments for postemployment benefits other than pensions (other postemployment benefits or OPEB). It also improves information provided by State and local governmental employers about financial support for OPEB that is provided by other entities. This Statement results from a comprehensive review of the effectiveness of existing standards of accounting and financial reporting for all postemployment benefits (pensions and OPEB) with regard to providing decision-useful information, supporting assessments of accountability and inter-period equity, and creating additional transparency.

This Statement replaces the requirements of GASB Statements No. 45, *Accounting and Financial Reporting by Employers for Postemployment Benefits Other Than Pensions*, as amended, and No. 57, *OPEB Measurements by Agent Employers and Agent Multiple-Employer Plans*, for OPEB. GASB Statement No. 74, *Financial Reporting for Postemployment Benefit Plans Other Than Pension Plans*, establishes new accounting and financial reporting requirements for OPEB plans.

The requirements of this Statement are effective for financial statements for periods beginning after June 30, 2017. Early implementation is encouraged.

In August 2015, the GASB issued Statement No. 77, *Tax Abatement Disclosures*. This Statement requires governments that enter into tax abatement agreements to disclose the following information about the agreements:

- Brief descriptive information, such as the tax being abated, the authority under which tax abatements are provided, eligibility criteria, the mechanism by which taxes are abated, provisions for recapturing abated taxes, and the types of commitments made by tax abatement recipients
- The gross dollar amount of taxes abated during the period
- Commitments made by a government, other than to abate taxes, as part of a tax abatement agreement

The requirements of this Statement are effective for financial statements for periods beginning after December 15, 2015. Early implementation is encouraged.

In December 2015, the GASB issued Statement No. 78, *Pensions Provided through Certain Multiple-Employer Defined Benefit Pension Plans*. The objective of this Statement is to address a practice issue regarding the scope and applicability of GASB Statement No. 68, *Accounting and Financial Reporting for Pensions—an amendment to GASB Statement No. 27*. This issue is associated with pensions provided through certain multiple-employer defined benefit pension plans and to State or local governmental employers whose employees are provided with such pensions.

Prior to the issuance of this Statement, the requirements of GASB Statement No. 68 applied to the financial statements of all State and local governmental employers whose employees are provided with pensions through pension plans that are administered through trusts that meet the criteria in paragraph 4 of that Statement.

MIRACOSTA COMMUNITY COLLEGE DISTRICT

NOTES TO FINANCIAL STATEMENTS

JUNE 30, 2016

This Statement amends the scope and applicability of GASB Statement No. 68 to exclude pensions provided to employees of State or local governmental employers through a cost-sharing multiple-employer defined benefit pension plan that (1) is not a State or local governmental pension plan; (2) is used to provide defined benefit pensions both to employees of State or local governmental employers and to employees of employers that are not State or local governmental employers; and (3) has no predominant State or local governmental employer (either individually or collectively with other State or local governmental employers that provide pensions through the pension plan). This Statement establishes requirements for recognition and measurement of pension expense, expenditures, and liabilities; note disclosures; and required supplementary information for pensions that have the characteristics described above.

The requirements of this Statement are effective for reporting periods beginning after December 15, 2015. Early implementation is encouraged.

In January 2016, the GASB issued Statement No. 80, *Blending Requirements for Certain Component Units—an amendment to GASB Statement No. 14*. The objective of this Statement is to improve financial reporting by clarifying the financial statement presentation requirements for certain component units. This Statement amends the blending requirements established in paragraph 53 of GASB Statement No. 14, *The Financial Reporting Entity*. The additional criterion requires blending of a component unit incorporated as a not-for-profit corporation in which the primary government is the sole corporate member. The additional criterion does not apply to component units included in the financial reporting entity pursuant to the provisions of GASB Statement No. 39, *Determining Whether Certain Organizations Are Component Units—an amendment to GASB Statement No. 14*.

The requirements of this Statement are effective for reporting periods beginning after June 15, 2016. Early implementation is encouraged.

In March 2016, the GASB issued Statement No. 81, *Irrevocable Split-Interest Agreements*. The objective of this Statement is to improve accounting and financial reporting for irrevocable split-interest agreements by providing recognition and measurement guidance for situations in which a government is a beneficiary of the agreement.

This Statement requires that a government that receives resources pursuant to an irrevocable split-interest agreement recognize assets, liabilities, and deferred inflows of resources at the inception of the agreement. Furthermore, this Statement requires that a government recognize assets representing its beneficial interests in irrevocable split-interest agreements that are administered by a third party, if the government controls the present service capacity of the beneficial interests. This Statement requires that a government recognize revenue when the resources become applicable to the reporting period.

The requirements of this Statement are effective for financial statements for periods beginning after December 15, 2016, and should be applied retroactively. Early implementation is encouraged.

MIRACOSTA COMMUNITY COLLEGE DISTRICT

NOTES TO FINANCIAL STATEMENTS

JUNE 30, 2016

In March 2016, the GASB issued Statement No. 82, *Pension Issues—an amendment of GASB Statements No. 67, No. 68, and No. 73*. The objective of this Statement is to address certain issues that have been raised with respect to GASB Statement No. 67, *Financial Reporting for Pension Plans—an amendment to GASB Statement No. 25*, GASB Statement No. 68, *Accounting and Financial Reporting for Pensions—an amendment to GASB Statement No. 27*, and GASB Statement No. 73, *Accounting and Financial Reporting for Pensions and Related Assets That Are Not within the Scope of GASB Statement 68, and Amendments to Certain Provisions of GASB Statements 67 and 68*. Specifically, this Statement addresses issues regarding (1) the presentation of payroll-related measures in required supplementary information; (2) the selection of assumptions and the treatment of deviations from the guidance in an Actuarial Standard of Practice for financial reporting purposes; and (3) the classification of payments made by employers to satisfy employee (plan member) contribution requirements.

The requirements of this Statement are effective for reporting periods beginning after June 15, 2016, except for the requirements of this Statement for the selection of assumptions in a circumstance in which an employer's pension liability is measured as of a date other than the employer's most recent fiscal year end. In that circumstance, the requirements for the selection of assumptions are effective for that employer in the first reporting period in which the measurement date of the pension liability is on or after June 15, 2017. Early implementation is encouraged.

NOTE 3 - DEPOSITS AND INVESTMENTS

Policies and Practices

The District is authorized under California Government Code and the District's investment policy to make direct investments in local agency bonds, notes, or warrants within the State; U.S. Treasury instruments; registered State warrants or treasury notes; securities of the U.S. Government, or its agencies; bankers acceptances; commercial paper; certificates of deposit placed with commercial banks and/or savings and loan companies; repurchase or reverse repurchase agreements; medium-term corporate notes; shares of beneficial interest issued by diversified management companies, certificates of participation, obligations with first priority security; and collateralized mortgage obligations.

Investment in County Treasury - The District is considered to be an involuntary participant in an external investment pool as the District is required to deposit all receipts and collections of monies with their County Treasurer (*Education Code* Section (ECS) 41001). The fair value of the District's investment in the pool is reported in the accompanying financial statements at amounts based upon the District's pro-rata share of the fair value provided by the County Treasurer for the entire portfolio (in relation to the amortized cost of that portfolio). The balance available for withdrawal is based on the accounting records maintained by the County Treasurer, which is recorded on the amortized cost basis.

MIRACOSTA COMMUNITY COLLEGE DISTRICT

NOTES TO FINANCIAL STATEMENTS JUNE 30, 2016

General Authorizations

Limitations as they relate to interest rate risk, credit risk, and concentration of credit risk are indicated in the schedules below:

Authorized Investment Type	Maximum Remaining Maturity	Maximum Percentage of Portfolio	Maximum Investment in One Issuer
Local Agency Bonds, Notes, Warrants	5 years	None	None
Registered State Bonds, Notes, Warrants	5 years	None	None
U.S. Treasury Obligations	5 years	None	None
U.S. Agency Securities	5 years	None	None
Banker's Acceptance	180 days	40%	30%
Commercial Paper	270 days	25%	10%
Negotiable Certificates of Deposit	5 years	30%	None
Repurchase Agreements	1 year	None	None
Reverse Repurchase Agreements	92 days	20% of base	None
Medium-Term Corporate Notes	5 years	30%	None
Mutual Funds	N/A	20%	10%
Money Market Mutual Funds	N/A	20%	10%
Mortgage Pass-Through Securities	5 years	20%	None
County Pooled Investment Funds	N/A	None	None
Local Agency Investment Fund (LAIF)	N/A	None	None
Joint Powers Authority Pools	N/A	None	None

Authorized Under Debt Agreements

Investments of debt proceeds held by bond trustees are governed by provisions of the debt agreements rather than the general provisions of the California Government Code. These provisions allow for the acquisition of investment agreements with maturities of up to 30 years.

Summary of Deposits and Investments

Deposits and investments as of June 30, 2016, consist of the following:

	Primary Government	Fiduciary Funds
Cash on hand and in banks	\$ 1,906,294	\$ 339,109
Cash in revolving	50,000	-
Investments	45,778,633	1,106,519
Total Deposits and Investments	<u>\$ 47,734,927</u>	<u>\$ 1,445,628</u>

MIRACOSTA COMMUNITY COLLEGE DISTRICT

NOTES TO FINANCIAL STATEMENTS

JUNE 30, 2016

Interest Rate Risk

Interest rate risk is the risk that changes in market interest rates will adversely affect the fair value of an investment. Generally, the longer the maturity of an investment, the greater the sensitivity of its fair value to changes in market interest rates. The District does not have a formal investment policy that limits investment maturities as a means of managing its exposure to fair value losses arising from increasing interest rates. The District manages its exposure to interest rate risk by primarily investing in the San Diego County investment pool.

Specific Identification

Information about the sensitivity of the fair values of the District's investments to market interest rate fluctuation is provided by the following schedule that shows the distribution of the District's investment by maturity:

<u>Investment Type</u>	<u>Fair Value</u>	<u>Weighted Average Days to Maturity</u>
U.S. Federated Cash Reserves	\$ 318,814	52
San Diego County Investment Pool	46,622,100	310
Total	<u>\$ 46,940,914</u>	

Credit Risk

Credit risk is the risk that an issuer of an investment will not fulfill its obligation to the holder of the investment. This is measured by the assignment of a rating by a nationally recognized statistical rating organization. The District's investments in the San Diego County Investment Pool and U.S. Federated Cash Reserves are not required to be rated. The U.S. Federated Cash Reserves and the San Diego County Investment Pool were rated AAAm and AAAf/S1 by Standard & Poor's, respectively.

Custodial Credit Risk - Deposits

This is the risk that in the event of a bank failure, the District's deposits may not be returned to it. The District does not have a policy for custodial credit risk for deposits. However, the California Government Code requires that a financial institution secure deposits made by State or local governmental units by pledging securities in an undivided collateral pool held by a depository regulated under State law (unless so waived by the governmental unit). The market value of the pledged securities in the collateral pool must equal at least 110 percent of the total amount deposited by the public agency. California law also allows financial institutions to secure public deposits by pledging first trust deed mortgage notes having a value of 150 percent of the secured public deposits and letters of credit issued by the Federal Home Loan Bank of San Francisco having a value of 105 percent of the secured deposits. As of June 30, 2016, the bank balance totaled \$2,627,967 of which \$2,127,967 was exposed to custodial credit risk because it was uninsured and collateralized with securities held by the pledging financial institution's trust department or agent, but not in the name of the District. The balance of \$2,627,967 consisted of \$2,265,589 in District funds and \$362,378 in fiduciary funds.

MIRACOSTA COMMUNITY COLLEGE DISTRICT

NOTES TO FINANCIAL STATEMENTS JUNE 30, 2016

NOTE 4 - FAIR VALUE MEASUREMENTS

The District categorizes the fair value measurements of its investments based on the hierarchy established by generally accepted accounting principles. The fair value hierarchy, which has three levels, is based on the valuation inputs used to measure an asset's fair value. The following provides a summary of the hierarchy used to measure fair value:

Level 1 - Quoted prices in active markets for identical assets that the District has the ability to access at the measurement date. Level 1 assets may include debt and equity securities that are traded in an active exchange market and that are highly liquid and are actively traded in over-the-counter markets.

Level 2 - Observable inputs, other than Level 1 prices, such as quoted prices for similar assets in active markets, quoted prices for identical or similar assets in markets that are not active, or other inputs that are observable, such as interest rates and curves observable at commonly quoted intervals, implied volatilities, and credit spreads. For financial reporting purposes, if an asset has a specified term, a Level 2 input is required to be observable for substantially the full term of the asset.

Level 3 - Unobservable inputs should be developed using the best information available under the circumstances, which might include the District's own data. The District should adjust that data if reasonably available information indicates that other market participants would use different data or certain circumstances specific to the District are not available to other market participants.

Uncategorized - Investments in the San Diego County Investment Pool are not measured using the input levels above because the District's transactions are based on a stable net asset value per share. All contributions and redemptions are transacted at \$1.00 net asset value per share.

The District's fair value measurements are as follows at June 30, 2016:

<u>Investment Type</u>	<u>Fair Value</u>	<u>Level 1 Inputs</u>	<u>Uncategorized</u>
U.S. Federated Cash Reserves	\$ 318,814	\$ 318,814	\$ -
San Diego County Investment Pool	46,622,100	-	46,622,100
Total	<u>\$ 46,940,914</u>	<u>\$ 318,814</u>	<u>\$ 46,622,100</u>

All assets have been valued using a market approach, with quoted market prices.

MIRACOSTA COMMUNITY COLLEGE DISTRICT

**NOTES TO FINANCIAL STATEMENTS
JUNE 30, 2016**

NOTE 5 - ACCOUNTS RECEIVABLE

Accounts receivable for the District consisted primarily of intergovernmental grants, entitlements, interest, and other local sources.

The accounts receivable are as follows:

	<u>Primary Government</u>	<u>Fiduciary Funds</u>
Federal Government		
Categorical aid	\$ 873,269	\$ -
State Government		
Categorical aid	569,984	-
Lottery	1,274,145	-
Other State sources	120,000	-
Local Sources		
Interest	76,177	1,622
Third Party Billing	156,123	-
Student Community Service	536,329	-
Property Taxes	291,311	-
Other local sources	447,650	72,102
Total	<u>\$ 4,344,988</u>	<u>\$ 73,724</u>
Student receivables	<u>\$ 664,774</u>	<u>\$ -</u>

NOTE 6 - INTERFUND TRANSACTIONS

Interfund Receivables and Payables (Due to/Due From)

Interfund receivable and payable balances arise from interfund transactions and are recorded by all funds affected in the period in which transactions are executed. Interfund activity within the governmental funds and fiduciary funds has been eliminated respectively in the basic financial statements. Balances owing between the primary government and the fiduciary funds are not eliminated in the consolidation process. As of June 30, 2016, the amount owed to the primary government and the fiduciary funds were \$781 and \$38,645, respectively.

Interfund Operating Transfers

Operating transfers between funds of the District are used to (1) move revenues from the fund that statute or budget requires to collect them to the fund that statute or budget requires to expend them, (2) move receipts restricted to debt service from the funds collecting the receipts to the debt service fund as debt service payments become due, and (3) use restricted revenues collected in the General Fund to finance various programs accounted for in other funds in accordance with budgetary authorizations. Operating transfers within the funds of the District have been eliminated in the consolidation process. Transfers between the primary government and the fiduciary funds are not eliminated in the consolidation process. During the 2016 fiscal year, the amount transferred to the fiduciary funds from the primary government amounted to \$117,000.

MIRACOSTA COMMUNITY COLLEGE DISTRICT

**NOTES TO FINANCIAL STATEMENTS
JUNE 30, 2016**

NOTE 7 - PREPAID EXPENSES

Student Financial Aid Disbursement	\$ 478,305
Travel and conferences	55,205
Other	218,453
Total	<u>\$ 751,963</u>

NOTE 8 - CAPITAL ASSETS

Capital asset activity for the fiscal year ended June 30, 2016, was as follows:

Primary Government

	Balance July 1, 2015	Additions	Deductions	Balance June 30, 2016
Capital Assets Not Being Depreciated				
Land	\$ 5,366,281	\$ -	\$ -	\$ 5,366,281
Construction in progress	939,117	5,287,086	1,802,959	4,423,244
Total Capital Assets Not Being Depreciated	<u>6,305,398</u>	<u>5,287,086</u>	<u>1,802,959</u>	<u>9,789,525</u>
Capital Assets Being Depreciated				
Infrastructure	6,973,451	-	-	6,973,451
Buildings and improvements	140,323,741	1,423,595	-	141,747,336
Furniture and equipment	18,140,193	1,621,057	684,588	19,076,662
Total Capital Assets Being Depreciated	<u>165,437,385</u>	<u>3,044,652</u>	<u>684,588</u>	<u>167,797,449</u>
Total Capital Assets	<u>171,742,783</u>	<u>8,331,738</u>	<u>2,487,547</u>	<u>177,586,974</u>
Less Accumulated Depreciation				
Infrastructure	4,802,097	164,217	-	4,966,314
Buildings and improvements	59,963,915	2,231,651	-	62,195,566
Furniture and equipment	14,545,132	1,070,805	673,221	14,942,716
Total Accumulated Depreciation	<u>79,311,144</u>	<u>3,466,673</u>	<u>673,221</u>	<u>82,104,596</u>
Net Capital Assets	<u>\$ 92,431,639</u>	<u>\$ 4,865,065</u>	<u>\$ 1,814,326</u>	<u>\$ 95,482,378</u>

Depreciation expense for the year was \$3,466,673.

Assets consisting of the Creative Arts Expansion Building in the amount of \$15,053,899, the Administration Building in the amount of \$3,912,594, the Library and Information Hub in the amount of \$12,088,954, and the Theater Building in the amount of \$3,163,394 have been pledged as collateral for lease agreements described in Note 11.

MIRACOSTA COMMUNITY COLLEGE DISTRICT

**NOTES TO FINANCIAL STATEMENTS
JUNE 30, 2016**

Fiduciary Funds

	Balance July 1, 2015	Additions	Deductions	Balance June 30, 2016
Capital Assets Being Depreciated				
Buildings and improvements	\$ 5,765,625	\$ -	\$ -	\$ 5,765,625
Furniture and equipment	92,130	-	9,156	82,974
Total Capital Assets Being Depreciated	<u>5,857,755</u>	<u>-</u>	<u>9,156</u>	<u>5,848,599</u>
Less Accumulated Depreciation				
Buildings and improvements	855,235	115,313	-	970,548
Furniture and equipment	79,260	3,852	9,156	73,956
Total Accumulated Depreciation	<u>934,495</u>	<u>119,165</u>	<u>9,156</u>	<u>1,044,504</u>
Net Capital Assets	<u>\$ 4,923,260</u>	<u>\$ (119,165)</u>	<u>\$ -</u>	<u>\$ 4,804,095</u>

Depreciation expense in the fiduciary funds for the year was \$119,165.

NOTE 9 - ACCOUNTS PAYABLE

Accounts payable consisted of the following:

	Primary Government	Fiduciary Funds
Accrued payroll and benefits	\$ 1,254,929	\$ -
Construction	1,653,932	-
Vendor payables	1,424,946	463,712
Other payables	604,549	141
Federal categorical	333	-
State categorical	118,722	-
Total	<u>\$ 5,057,411</u>	<u>\$ 463,853</u>

MIRACOSTA COMMUNITY COLLEGE DISTRICT

**NOTES TO FINANCIAL STATEMENTS
JUNE 30, 2016**

NOTE 10 - UNEARNED REVENUE

Unearned revenue consisted of the following:

	Primary Government	Fiduciary Funds
State categorical aid	\$ 1,786,375	\$ -
Federal categorical aid	516,666	-
Schedule maintenance	1,101,558	-
Student Success and Support	1,172,686	
Enrollment fees	1,534,954	37,992
Other local	1,401,650	-
Total	<u>\$ 7,513,889</u>	<u>\$ 37,992</u>

NOTE 11 - LONG-TERM OBLIGATIONS

Summary

The changes in the District's long-term obligations during the 2016 fiscal year consisted of the following:

	Balance July 1, 2015	Additions	Deductions	Balance June 30, 2016	Due in One Year
Bonds Payable					
Lease revenue refunding bonds, series 2010B	\$ 1,705,000	\$ -	\$ 370,000	\$ 1,335,000	\$ 385,000
Premium on lease revenue refunding bonds	58,516	-	13,504	45,012	-
Lease purchase agreement - 2015	12,650,000	-	640,000	12,010,000	695,000
Total Bonds Payable	<u>14,413,516</u>	<u>-</u>	<u>1,023,504</u>	<u>13,390,012</u>	<u>1,080,000</u>
Other Liabilities					
Compensated absences	2,106,423	23,512	-	2,129,935	40,132
Load banking	992,158	44,231	-	1,036,389	68,571
Capital leases	370,978	-	244,658	126,320	126,320
Aggregate net pension obligation	69,053,083	15,704,643	-	84,757,726	-
Total Other Liabilities	<u>72,522,642</u>	<u>15,772,386</u>	<u>244,658</u>	<u>88,050,370</u>	<u>235,023</u>
Total Long-Term Obligations	<u>\$ 86,936,158</u>	<u>\$ 15,772,386</u>	<u>\$ 1,268,162</u>	<u>\$ 101,440,382</u>	<u>\$ 1,315,023</u>

MIRACOSTA COMMUNITY COLLEGE DISTRICT

NOTES TO FINANCIAL STATEMENTS

JUNE 30, 2016

Description of Debt

Payments on the lease revenue bond are paid by the debt service fund. The compensated absences and load banking will be paid by the fund for which the employee worked. Pension expense related to the aggregate net pension obligation will be paid by the fund for which the employee worked. See Note 15 for further details of the aggregate net pension obligation. Capital lease payments are also made out of the debt service fund.

On September 16, 2010, the District issued lease revenue bonds in the amount of \$3,065,000 to be used to refinance the acquisition and construction of capital improvement, fund debt service reserve accounts, and to pay the cost of issuing the bonds. The bonds mature beginning on October 1, 2011 through October 1, 2019, with interest yields ranging from 3.00 to 4.00 percent.

At June 30, 2016, the principal balance outstanding was \$1,335,000 and unamortized premium of \$45,012, respectively. Premiums are amortized over the life of the bonds as a component of interest expense on the bonds.

Debt Maturity

Lease Revenue Bonds

Issue Date	Maturity Date	Interest Rate	Original Issue	Bonds			Bonds
				Outstanding July 1, 2015	Issued	Redeemed	Outstanding June 30, 2016
2010	2019	3.00% - 4.00%	\$ 3,065,000	\$ 1,705,000	\$ -	\$ 370,000	\$ 1,335,000

The bonds mature through 2020 as follows:

Fiscal Year	Principal	Interest to Maturity	Total
2017	\$ 385,000	\$ 34,275	\$ 419,275
2018	395,000	22,575	417,575
2019	405,000	10,575	415,575
2020	150,000	2,250	152,250
Total	\$ 1,335,000	\$ 69,675	\$ 1,404,675

Lease/Purchase Agreement

In February 2015, the District entered into a lease/purchase agreement in the amount of \$12,650,000 with the California Community College Financing Authority to finance various capital improvement projects, including but not limited to: classroom modernization, building renovations, construction of new allied health instructional building, relocation of Community Services and small business development centers, and other improvements to District infrastructure.

MIRACOSTA COMMUNITY COLLEGE DISTRICT

NOTES TO FINANCIAL STATEMENTS

JUNE 30, 2016

As of June 30, 2016, the principal balance outstanding is \$12,010,000. The lease/purchase agreement matures through 2030 as follows:

<u>Fiscal Year</u>	<u>Principal</u>	<u>Interest to Maturity</u>	<u>Total</u>
2017	\$ 695,000	\$ 365,779	\$ 1,060,779
2018	720,000	344,149	1,064,149
2019	740,000	321,669	1,061,669
2020	765,000	298,648	1,063,648
2021	790,000	274,778	1,064,778
2022-2026	4,330,000	989,264	5,319,264
2027-2030	3,970,000	280,726	4,250,726
Total	<u>\$ 12,010,000</u>	<u>\$ 2,875,013</u>	<u>\$ 14,885,013</u>

Capital Leases

On December 21, 2006, the District entered into a debt financing agreement with SunTrust Corporation for the construction of six energy efficiency projects valued at approximately \$2,234,983. The District is obligated to make payments through 2017 at an annual interest rate of 4.30 percent. At June 30, 2016, the principal balance outstanding was \$126,320.

The District's liability on lease agreements with option to purchase is summarized below:

Balance, July 1, 2015	\$ 385,101
Payments	256,735
Balance, June 30, 2016	<u>\$ 128,366</u>

The capital lease has minimum lease payments as follows:

<u>Year Ending June 30,</u>	<u>Lease Payment</u>
2017	\$ 128,366
Less: Amount Representing Interest	2,046
Present Value of Minimum Lease Payments	<u>\$ 126,320</u>

The District has entered into a capital lease agreement for the energy efficient project.

Building improvements (energy efficient project)	\$ 2,234,983
Less: Accumulated Depreciation	394,741
Total	<u>\$ 1,840,242</u>

Amortization of the energy efficient project under capital leases is included with depreciation expense.

MIRACOSTA COMMUNITY COLLEGE DISTRICT

NOTES TO FINANCIAL STATEMENTS

JUNE 30, 2016

Compensated Absences

At June 30, 2016, the liability for compensated absences was \$2,129,935.

Load Banking

At June 30, 2016, the liability for load banking was \$1,036,389.

Aggregate Net Pension Obligation

At June 30, 2016, the liability for the aggregate net pension obligation amounted to \$84,757,726. See Note 15 for additional information.

NOTE 12 - POSTEMPLOYMENT HEALTH CARE PLAN AND OTHER POSTEMPLOYMENT BENEFITS OBLIGATION (ASSET)

The District provides medical, dental, and vision insurance coverage, as prescribed in the various employee agreements and Board policy, to retirees meeting plan eligibility. The District has entered into the Retiree Health Benefit Program, a joint powers agreement. This agreement is entered into among those community college districts as defined in the agreement and the Community College League of California, a nonprofit public benefit corporation, for the purpose of management, operation, and maintenance of the retiree program.

Plan Description

The MiraCosta Community College District Plan (the Plan) is a single-employer defined benefit healthcare plan administered by the District. The Plan provides medical and dental insurance benefits to eligible retirees and their spouses. Membership of the Plan consists of 96 retirees and beneficiaries currently receiving benefits and 475 active Plan members.

Contribution Information

The contribution requirements of Plan members and the District are established and may be amended by the District and the District's bargaining units. The required contribution is based on projected pay-as-you-go financing requirements with an additional amount to prefund benefits as determined annually through agreements between the District and the bargaining units. For fiscal year 2015-2016, the District contributed \$3,713,574 to the Plan of which \$2,800,000 was contributed to an irrevocable trust and \$913,574 was used for current premiums.

MIRACOSTA COMMUNITY COLLEGE DISTRICT

NOTES TO FINANCIAL STATEMENTS

JUNE 30, 2016

Annual OPEB Cost and Net OPEB Obligation (Asset)

The District's annual OPEB cost (expense) is calculated based on the annual required contribution of the employer (ARC), an amount actuarially determined in accordance with the payments of GASB Statement No. 45. The ARC represents a level of funding that, if paid on an ongoing basis, is projected to cover normal cost each year and amortize any unfunded actuarial accrued liabilities (UAAL) (or funding costs) over a period not to exceed 30 years. The following table shows the components of the District's annual OPEB cost for the year, the amount actually contributed to the Plan, and changes in the District's net OPEB asset to the Plan:

Annual required contribution	\$ 1,682,394
Change in value of irrevocable trust	37,439
Contributions made irrevocable trust	(2,800,000)
Contributions made by general fund	(913,574)
Change in net OPEB asset	<u>(1,993,741)</u>
Net OPEB asset, beginning of year	(824,383)
Net OPEB asset, end of year	<u><u>\$ (2,818,124)</u></u>

Trend Information

Trend information for the annual OPEB cost, the percentage of the annual OPEB cost contributed to the Plan, and the net OPEB obligation (asset) for the past three years is as follows:

Year Ended June 30,	Annual OPEB Cost	Actual Contribution	Percent Contributed	Net OPEB Obligation (Asset)
2014	\$ 1,995,511	\$ 2,394,109	120%	\$ 321,039
2015	1,675,562	2,424,872	145%	(824,383)
2016	1,682,394	3,713,574	221%	(2,818,124)

Funded Status and Funding Progress

The funding status of the OPEB Plan as of July 1, 2015, actuarial valuation, is as follows:

Actuarial Accrued Liability (AAL)	\$ 20,095,621
Actuarial Value of Plan Assets	17,226,726
Unfunded Actuarial Accrued Liability (UAAL)	<u><u>\$ 2,868,895</u></u>
Funded Ratio (Actuarial Value of Plan Assets/AAL)	85.7%
Covered Payroll	\$ 45,302,000
UAAL as Percentage of Covered Payroll	<u><u>6.3%</u></u>

MIRACOSTA COMMUNITY COLLEGE DISTRICT

NOTES TO FINANCIAL STATEMENTS JUNE 30, 2016

The above noted actuarial accrued liability was based on the July 1, 2015, actuarial valuation. Actuarial valuation of an ongoing plan involves estimates of the value of reported amounts and assumptions about the probability of occurrence of events far into the future. Examples include assumptions about future employment, mortality, and the healthcare cost trend. Amounts determined regarding the funded status of the Plan and the annual required contribution of the employer are subject to continual revision as actual results are compared with past expectations and new estimates are made about the future. The Schedule of Other Postemployment Benefits Funding Progress, presented as required supplementary information, follows the notes to the financial statements and presents multi-year trend information about whether the actuarial value of Plan assets is increasing or decreasing over time relative to the actuarial accrued liabilities for benefits.

Actuarial Methods and Assumptions

Projections of benefits for financial reporting purposes are based on the substantive Plan (the Plan as understood by the employer and the Plan members) and include the types of benefits provided at the time of each valuation and the historical pattern of sharing of benefit costs between the employer and the Plan members to that point. The actuarial methods and assumptions used include techniques that are designed to reduce the effects of short-term volatility in actuarial accrued liabilities and the actuarial values of assets, consistent with the long-term perspective of the calculations.

In the July 1, 2015, actuarial valuation, the projected unit credit method with service prorate was used. The actuarial assumptions included a six percent investment rate of return (net of administrative expenses), based on the Plan being funded in an irrevocable employee benefit trust fund invested in a long-term fixed income portfolio. Healthcare cost trend rates ranged from an initial 7.5 percent to an ultimate rate of five percent. The cost trend rate used for the Dental and Vision Programs was four percent. The unfunded actuarial accrued liability is being amortized over an initial 30 years using the level-dollar method. The remaining amortization period at July 1, 2016, is 22 years. At June 30, 2016, the irrevocable trust held assets in the amount of \$19,989,287 in US Bank, the established bank account for the Retiree Health Benefit Program.

NOTE 13 - LEASE REVENUES

Lease agreements have been entered into with various lessees for terms that exceed one year. None of the agreements contain purchase options. All of the agreements contain a termination clause providing for cancellation after a specified number of days written notice to lessees, but is unlikely that the District will cancel any of the agreements prior to their expiration date. The future minimum lease payments expected to be received under these agreements are as follows:

Year Ending June 30,	Lease Revenue
2017	\$ 90,750
2018	90,750
2019	45,375
Total	<u>\$ 226,875</u>

MIRACOSTA COMMUNITY COLLEGE DISTRICT

NOTES TO FINANCIAL STATEMENTS

JUNE 30, 2016

NOTE 14 - RISK MANAGEMENT

Property and Liability Insurance Coverages

The District is exposed to various risks of loss related to torts; theft of, damage to, and destruction of assets; errors and omissions; injuries to employees; and natural disasters. The District purchases commercial insurance for property and liability with coverages of \$500 million, subject to various policy limits and deductibles ranging from \$0 to \$10,000 per occurrence. The District also purchases commercial insurance for general liability claims with coverage up to \$55 million per occurrence and \$10 million aggregate, all subject to various deductibles.

Each participant pays its liability insurance premium based on its individual rate. Total savings are then calculated and each participant's individual performance is compared to the overall saving. A participant will then either receive money from or be required to contribute to the "equity-pooling fund". This "equity pooling" arrangement ensures that each participant shares equally in the overall performance of the JPA. Participation in the JPA is limited to K-12 and community college Districts that can meet the JPA's selection criteria.

Joint Powers Authority Risk Pools

During fiscal year ended June 30, 2016, the District contracted with the San Diego County Schools Risk Management Joint Powers Authority for property and liability insurance coverage. Settled claims have not exceeded this commercial coverage in any of the past three years. There has not been a significant reduction in coverage from the prior year.

Workers' Compensation

The District maintains a self-insurance plan for workers' compensation benefits as authorized by Section 81602 of the California Education Code. Claims are paid by a third party administrator acting on behalf of the District under the terms of a contractual agreement. Coverage for workers' compensation claims is provided by a tiered system. The Worker's Compensation Fund provides coverage for up to a maximum of \$100,000 per occurrence. In addition, the District participates in a Joint Powers Arrangement with the San Diego County Schools Risk Management Joint Powers Authority that provides coverage for claims exceeding \$100,000 with a limit of \$900,000 per occurrence. In addition, there is excess worker's compensation up to the statutory limit.

<u>Insurance Program / Company Name</u>	<u>Type of Coverage</u>	<u>Limits</u>
San Diego County Schools Risk Management	Workers' Compensation	\$ 900,000
San Diego County Schools Risk Management	Excess Workers' Compensation	Statutory
San Diego County Schools Risk Management	Property	\$ 500,000,000
San Diego County Schools Risk Management	Liability	\$ 55,000,000

MIRACOSTA COMMUNITY COLLEGE DISTRICT

NOTES TO FINANCIAL STATEMENTS

JUNE 30, 2016

NOTE 15 - EMPLOYEE RETIREMENT SYSTEMS

Qualified employees are covered under multiple-employer defined benefit pension plans maintained by agencies of the State of California. Academic employees are members of CalSTRS and classified employees are members of CalPERS.

For the fiscal year ended June 30, 2016, the District reported the net pension liabilities, pension expense, and deferred outflows of resources and deferred inflows of resources for each of the above plans as follows:

<u>Pension Plan</u>	<u>Collective Net Pension Liability</u>	<u>Collective Deferred Outflows of Resources</u>	<u>Collective Deferred Inflows of Resources</u>	<u>Collective Pension Expense</u>
CalSTRS	\$ 54,179,992	\$ 10,387,865	\$ 9,590,786	\$ 4,780,753
CalPERS	30,577,734	9,740,017	8,297,167	2,688,499
Total	<u>\$ 84,757,726</u>	<u>\$ 20,127,882</u>	<u>\$ 17,887,953</u>	<u>\$ 7,469,252</u>

The details of each plan are as follows:

California State Teachers' Retirement System (CalSTRS)

Plan Description

The District contributes to the State Teachers' Retirement Plan (STRP) administered by CalSTRS. STRP is a cost-sharing multiple-employer public employee retirement system defined benefit pension plan. Benefit provisions are established by State statutes, as legislatively amended, within the State Teachers' Retirement Law.

A full description of the pension plan regarding benefit provisions, assumptions (for funding, but not accounting purposes), and membership information is listed in the June 30, 2014, annual actuarial valuation report, Defined Benefit Program Actuarial Valuation. This report and CalSTRS audited financial information are publically available reports that can be found on the CalSTRS website under Publications at: <http://www.calstrs.com/member-publications>.

Benefits Provided

The STRP provides retirement, disability, and survivor benefits to beneficiaries. Benefits are based on members' final compensation, age, and years of service credit. Members hired on or before December 31, 2012, with five years of credited service are eligible for the normal retirement benefit at age 60. Members hired on or after January 1, 2013, with five years of credited service are eligible for the normal retirement benefit at age 62. The normal retirement benefit is equal to 2.0 percent of final compensation for each year of credited service.

The STRP is comprised of four programs: Defined Benefit Program, Defined Benefit Supplement Program, Cash Balance Benefit Program, and Replacement Benefits Program. The STRP holds assets for the exclusive purpose of providing benefits to members and beneficiaries of these programs. CalSTRS also uses plan assets to defray reasonable expenses of administering the STRP. Although CalSTRS is the administrator of the STRP, the State is the sponsor of the STRP and obligor of the trust. In addition, the State is both an employer and nonemployer contributing entity to the STRP.

MIRACOSTA COMMUNITY COLLEGE DISTRICT

NOTES TO FINANCIAL STATEMENTS JUNE 30, 2016

The District contributes exclusively to the STRP Defined Benefit Program, thus disclosures are not included for the other plans.

The STRP provisions and benefits in effect at June 30, 2016, are summarized as follows:

	STRP Defined Benefit Program	
	On or before December 31, 2012	On or after January 1, 2013
Hire date		
Benefit formula	2% at 60	2% at 62
Benefit vesting schedule	5 years of service	5 years of service
Benefit payments	Monthly for life	Monthly for life
Retirement age	60	62
Monthly benefits as a percentage of eligible compensation	2.0% - 2.4%	2.0% - 2.4%
Required employee contribution rate	9.20%	8.56%
Required employer contribution rate	10.73%	10.73%
Required State contribution rate	7.12589%	7.12589%

Contributions

Required member, District, and State of California contribution rates are set by the California Legislature and Governor and detailed in Teachers' Retirement Law. The contribution rates are expressed as a level percentage of payroll using the entry age normal actuarial method. In accordance with AB 1469, employer contributions into the CalSTRS will be increasing to a total of 19.1 percent of applicable member earnings phased over a seven-year period. The contribution rates for each plan for the year ended June 30, 2016, are presented above, and the District's total contributions were \$4,116,353.

Pension Liabilities, Pension Expense, and Deferred Outflows of Resources and Deferred Inflows of Resources Related to Pensions

At June 30, 2016, the District reported a liability for its proportionate share of the net pension liability that reflected a reduction for State pension support provided to the District. The amount recognized by the District as its proportionate share of the net pension liability, the related State support, and the total portion of the net pension liability that was associated with the District were as follows:

Total net pension liability, including State share:	
District's proportionate share of net pension liability	\$ 54,179,992
State's proportionate share of net pension liability associated with the District	28,655,243
Total	<u>\$ 82,835,235</u>

MIRACOSTA COMMUNITY COLLEGE DISTRICT

NOTES TO FINANCIAL STATEMENTS

JUNE 30, 2016

The net pension liability was measured as of June 30, 2015. The District's proportion of the net pension liability was based on a projection of the District's long-term share of contributions to the pension plan relative to the projected contributions of all participating college districts and the State, actuarially determined. The District's proportionate share for the measurement periods of June 30, 2015 and June 30, 2014, was 0.0805 percent and 0.0773 percent, respectively, resulting in a net increase in the proportionate share of 0.0032 percent.

For the year ended June 30, 2016, the District recognized pension expense of \$4,780,753. In addition, the District recognized pension expense and revenue of \$2,219,670 for support provided by the State. At June 30, 2016, the District reported deferred outflows of resources and deferred inflows of resources related to pensions from the following sources:

	Deferred Outflows of Resources	Deferred Inflows of Resources
Pension contributions subsequent to measurement date	\$ 4,116,353	\$ -
Net change in proportionate share of net pension liability	2,002,637	-
Difference between projected and actual earnings on the pension plan investment	4,268,875	8,685,425
Differences between expected and actual experience in the measurement of the total pension liability	-	905,361
Total	<u>\$ 10,387,865</u>	<u>\$ 9,590,786</u>

The deferred outflows of resources related to pensions resulting from District contributions subsequent to the measurement date will be recognized as a reduction of the net pension liability in the subsequent fiscal year.

The deferred outflows/(inflows) of resources related to the difference between projected and actual earnings on pension plan investments will be amortized over a closed five-year period and will be recognized in pension expense as follows:

Year Ended June 30,	Deferred Outflows/(Inflows) of Resources
2017	\$ (1,827,923)
2018	(1,827,923)
2019	(1,827,923)
2020	1,067,219
Total	<u>\$ (4,416,550)</u>

MIRACOSTA COMMUNITY COLLEGE DISTRICT

NOTES TO FINANCIAL STATEMENTS

JUNE 30, 2016

The deferred outflows/(inflows) of resources related to the net change in proportionate share of net pension liability and differences between expected and actual experience in the measurement of the total pension liability will be amortized over the Expected Average Remaining Service Life (EARSL) of all members that are provided benefits (active, inactive, and retirees) as of the beginning of the measurement period. The EARSL for the 2014-2015 measurement period is seven years and will be recognized in pension expense as follows:

Year Ended June 30,	Deferred Outflows/(Inflows) of Resources
2017	\$ 182,879
2018	182,879
2019	182,879
2020	182,879
2021	182,879
Thereafter	182,881
Total	<u>\$ 1,097,276</u>

Actuarial Methods and Assumptions

Total pension liability for STRP was determined by applying update procedures to a financial reporting actuarial valuation as of June 30, 2014, and rolling forward the total pension liability to June 30, 2015. The financial reporting actuarial valuation as of June 30, 2014, used the following methods and assumptions, applied to all prior periods included in the measurement:

Valuation date	June 30, 2014
Measurement date	June 30, 2015
Experience study	July 1, 2006 through June 30, 2010
Actuarial cost method	Entry age normal
Discount rate	7.60%
Investment rate of return	7.60%
Consumer price inflation	3.00%
Wage growth	3.75%

CalSTRS uses custom mortality tables to best fit the patterns of mortality among its members. These custom tables are based on RP2000 series tables adjusted to fit CalSTRS experience.

MIRACOSTA COMMUNITY COLLEGE DISTRICT

NOTES TO FINANCIAL STATEMENTS

JUNE 30, 2016

The long-term expected rate of return on pension plan investments was determined using a building-block method in which best estimate ranges of expected future real rates of return (expected returns, net of pension plan investment expense, and inflation) are developed for each major asset class. The best estimate ranges were developed using capital market assumptions from CalSTRS general investment consultant. Based on the model for CalSTRS consulting actuary's investment practice, a best estimate range was determined by assuming the portfolio is re-balanced annually and that the annual returns are lognormally distributed and independent from year to year to develop expected percentiles for the long-term distribution of annualized returns. The assumed asset allocation is based on the Teachers' Retirement Board of the California State Teachers' Retirement System (board) policy for target asset allocation in effect on February 2, 2012, the date the current experience study was approved by the board. Best estimates of 10-year geometric real rates of return and the assumed asset allocation for each major asset class used as input to develop the actuarial investment rate of return are summarized in the following table:

<u>Asset Class</u>	<u>Assumed Asset Allocation</u>	<u>Long-Term Expected Real Rate of Return</u>
Global equity	47%	4.50%
Private equity	12%	6.20%
Real estate	15%	4.35%
Inflation sensitive	5%	3.20%
Fixed income	20%	0.20%
Cash/liquidity	1%	0.00%

Discount Rate

The discount rate used to measure the total pension liability was 7.60 percent. The projection of cash flows used to determine the discount rate assumed the contributions from plan members and employers will be made at statutory contribution rates. Projected inflows from investment earnings were calculated using the long-term assumed investment rate of return (7.60 percent) and assuming that contributions, benefit payments, and administrative expense occurred midyear. Based on these assumptions, the STRP's fiduciary net position was projected to be available to make all projected future benefit payments to current plan members. Therefore, the long-term assumed investment rate of return was applied to all periods of projected benefit payments to determine total pension liability.

The following presents the District's proportionate share of the net pension liability calculated using the current discount rate, as well as what the net pension liability would be if it were calculated using a discount rate that is one percent lower or higher than the current rate:

<u>Discount Rate</u>	<u>Net Pension Liability</u>
1% decrease (6.60%)	\$ 81,807,572
Current discount rate (7.60%)	54,179,992
1% increase (8.60%)	31,219,245

MIRACOSTA COMMUNITY COLLEGE DISTRICT

NOTES TO FINANCIAL STATEMENTS

JUNE 30, 2016

California Public Employees' Retirement System (CalPERS)

Plan Description

Qualified employees are eligible to participate in the School Employer Pool (SEP) under CalPERS, a cost-sharing multiple-employer public employee retirement system defined benefit pension plan administered by CalPERS. Benefit provisions are established by State statutes, as legislatively amended, within the Public Employees' Retirement Law.

A full description of the pension plan regarding benefit provisions, assumptions (for funding, but not accounting purposes), and membership information is listed in the June 30, 2014, annual actuarial valuation report, Schools Pool Actuarial Valuation 2014. This report and CalPERS audited financial information are publically available reports that can be found on the CalPERS website under Forms and Publications at: <https://www.calpers.ca.gov/page/forms-publications>.

Benefits Provided

CalPERS provides service retirement and disability benefits, annual cost of living adjustments, and death benefits to plan members who must be public employees and beneficiaries. Benefits are based on years of service credit, a benefit factor, and the member's final compensation. Members hired on or before December 31, 2012, with five years of total service are eligible to retire at age 50 with statutorily reduced benefits. Members hired on or after January 1, 2013, with five years of total service are eligible to retire at age 52 with statutorily reduced benefits. All members are eligible for non-duty disability benefits after five years of service. The Basic Death Benefit is paid to any member's beneficiary if the member dies while actively employed. An employee's eligible survivor may receive the 1957 Survivor Benefit if the member dies while actively employed, is at least age 50 (or age 52 for members hired on or after January 1, 2013), and has at least five years of credited service. The cost of living adjustments for each plan are applied as specified by the Public Employees' Retirement Law.

The CalPERS provisions and benefits in effect at June 30, 2016, are summarized as follows:

	School Employer Pool (CalPERS)	
	On or before December 31, 2012	On or after January 1, 2013
Hire date	December 31, 2012	January 1, 2013
Benefit formula	2% at 55	2% at 62
Benefit vesting schedule	5 years of service	5 years of service
Benefit payments	Monthly for life	Monthly for life
Retirement age	55	62
Monthly benefits as a percentage of eligible compensation	1.1% - 2.5%	1.0% - 2.5%
Required employee contribution rate	7.000%	6.000%
Required employer contribution rate	11.847%	11.847%

MIRACOSTA COMMUNITY COLLEGE DISTRICT

NOTES TO FINANCIAL STATEMENTS JUNE 30, 2016

Contributions

Section 20814(c) of the California Public Employees' Retirement Law requires that the employer contribution rates for all public employers be determined on an annual basis by the actuary and shall be effective on July 1 following notice of a change in the rate. Total plan contributions are calculated through the CalPERS annual actuarial valuation process. The actuarially determined rate is the estimated amount necessary to finance the costs of benefits earned by employees during the year, with an additional amount to finance any unfunded accrued liability. The District is required to contribute the difference between the actuarially determined rate and the contribution rate of employees. The contribution rates are expressed as a percentage of annual payroll. The contribution rates for each plan for the year ended June 30, 2016, are presented above, and the total District contributions were \$2,970,388.

Pension Liabilities, Pension Expense, and Deferred Outflows of Resources and Deferred Inflows of Resources Related to Pensions

As of June 30, 2016, the District reported net pension liabilities for its proportionate share of the CalPERS net pension liability totaling \$30,577,734. The net pension liability was measured as of June 30, 2015. The District's proportion of the net pension liability was based on a projection of the District's long-term share of contributions to the pension plan relative to the projected contributions of all participating college districts, actuarially determined. The District's proportionate share for the measurement periods of June 30, 2015 and June 30, 2014, was 0.2074 percent and 0.2105 percent, respectively, resulting in a net decrease in the proportionate share of 0.0031 percent.

For the year ended June 30, 2016, the District recognized pension expense of \$2,688,499. At June 30, 2016, the District reported deferred outflows of resources and deferred inflows of resources related to pensions from the following sources:

	Deferred Outflows of Resources	Deferred Inflows of Resources
Pension contributions subsequent to measurement date	\$ 2,970,388	\$ -
Net change in proportionate share of net pension liability	-	349,312
Difference between projected and actual earnings on the pension plan investment	5,022,067	6,069,075
Difference between expected and actual experience in the measurement of the total pension liability	1,747,562	-
Changes of assumptions	-	1,878,780
Total	<u>\$ 9,740,017</u>	<u>\$ 8,297,167</u>

MIRACOSTA COMMUNITY COLLEGE DISTRICT

NOTES TO FINANCIAL STATEMENTS

JUNE 30, 2016

The deferred outflows of resources related to pensions resulting from District contributions subsequent to the measurement date will be recognized as a reduction of the net pension liability in the subsequent fiscal year.

The deferred outflows/(inflows) of resources related to the difference between projected and actual earnings on pension plan investments will be amortized over a closed five-year period and will be recognized in pension expense as follows:

Year Ended June 30,	Deferred Outflows/(Inflows) of Resources
2017	\$ (767,508)
2018	(767,508)
2019	(767,508)
2020	1,255,516
Total	<u>\$ (1,047,008)</u>

The deferred outflows/(inflows) of resources related to the net change in proportionate share of net pension liability, changes of assumptions, and differences between expected and actual experience in the measurement of the total pension liability will be amortized over the Expected Average Remaining Service Life (EARSL) of all members that are provided benefits (active, inactive, and retirees) as of the beginning of the measurement period. The EARSL for the 2014-2015 measurement period is 3.9 years and will be recognized in pension expense as follows:

Year Ended June 30,	Deferred Outflows/(Inflows) of Resources
2017	\$ (165,700)
2018	(165,700)
2019	(149,130)
Total	<u>\$ (480,530)</u>

Actuarial Methods and Assumptions

Total pension liability for the SEP was determined by applying update procedures to a financial reporting actuarial valuation as of June 30, 2014, and rolling forward the total pension liability to June 30, 2015. The financial reporting actuarial valuation as of June 30, 2014, used the following methods and assumptions, applied to all prior periods included in the measurement:

Valuation date	June 30, 2014
Measurement date	June 30, 2015
Experience study	July 1, 1997 through June 30, 2011
Actuarial cost method	Entry age normal
Discount rate	7.65%
Investment rate of return	7.65%
Consumer price inflation	2.75%
Wage growth	Varies by entry age and services

MIRACOSTA COMMUNITY COLLEGE DISTRICT

**NOTES TO FINANCIAL STATEMENTS
JUNE 30, 2016**

Mortality assumptions are based on mortality rates resulting from the most recent CalPERS experience study adopted by the CalPERS Board. For purposes of the post-retirement mortality rates, those revised rates include five years of projected ongoing mortality improvement using Scale AA published by the Society of Actuaries.

In determining the long-term expected rate of return, CalPERS took into account both short-term and long-term market return expectations, as well as the expected pension fund cash flows. Using historical returns of all the funds' asset classes, expected compound returns were calculated over the short-term (first ten years) and the long-term (11-60 years) using a building-block approach. Using the expected nominal returns for both short-term and long-term, the present value of benefits was calculated for each fund. The expected rate of return was set by calculating the single equivalent expected return that arrived at the same present value of benefits for cash flows as the one calculated using both short-term and long-term returns. The expected rate of return was then set equivalent to the single equivalent rate calculated above and rounded down to the nearest one quarter of one percent. The target asset allocation and best estimates of arithmetic real rates of return for each major asset class are summarized in the following table:

<u>Asset Class</u>	<u>Assumed Asset Allocation</u>	<u>Long-Term Expected Real Rate of Return</u>
Global equity	51%	5.25%
Global fixed income	19%	0.99%
Private equity	10%	6.83%
Real estate	10%	4.50%
Inflation sensitive	6%	0.45%
Infrastructure and Forestland	2%	4.50%
Liquidity	2%	-0.55%

Discount Rate

The discount rate used to measure the total pension liability was 7.65 percent. The projection of cash flows used to determine the discount rate assumed the contributions from plan members and employers will be made at statutory contribution rates. Based on these assumptions, the School Employer Pool fiduciary net position was projected to be available to make all projected future benefit payments to current plan members. Therefore, the long-term assumed investment rate of return was applied to all periods of projected benefit payments to determine total pension liability.

The following presents the District's proportionate share of the net pension liability calculated using the current discount rate, as well as what the net pension liability would be if it were calculated using a discount rate that is one percent lower or higher than the current rate:

<u>Discount Rate</u>	<u>Net Pension Liability</u>
1% decrease (6.65%)	\$ 49,767,809
Current discount rate (7.65%)	30,577,734
1% increase (8.65%)	14,619,904

MIRACOSTA COMMUNITY COLLEGE DISTRICT

NOTES TO FINANCIAL STATEMENTS

JUNE 30, 2016

Public Agency Retirement System Alternate Retirement System (PARS-ARS)

The Omnibus Budget Reconciliation Act of 1990 [Internal Revenue Code Section 3121 (b) (7) (F)] requires State and local public agencies to provide a retirement plan for all employees not covered under existing employer pension plans and/or Social Security.

The District is a member of the Public Agency Retirement System Alternate Retirement System (PARS-ARS). The plan covers the District's part-time, seasonal, temporary, and other classified employees not covered under CalPERS or CalSTRS, but whose salaries would otherwise be subject to Social Security tax. Benefit provisions and other requirements are established by District management based on agreements with various bargaining units. PARS-ARS is a defined contribution qualified retirement plan under Section 401 (a) of the Internal Revenue Code. The plan also shall remain a governmental plan under Section 3 (32) of the Employee Retirement Income Security Act of 1974.

The minimum total contribution is 7.5 percent of employees' salaries, of which the employee contributes 3.75 percent and the District contributes the remaining 3.75 percent. District employees are covered under PARS-ARS as of June 30, 2016. Total District contributions to the plan amounted to \$94,901.

On Behalf Payments

The State of California makes contributions to CalSTRS and CalPERS on behalf of the District. These payments consist of State General Fund contributions to CalSTRS for the fiscal year ended June 30, 2016, which amounted to \$2,282,783 (7.12589 percent) of salaries subject to CalSTRS. Contributions are no longer appropriated in the annual *Budget Act* for the legislatively mandated benefits to CalPERS. Therefore, there is no on behalf contribution rate for CalPERS. No contributions were made for CalPERS for the year ended June 30, 2016. Under accounting principles generally accepted in the United States of America, these amounts are to be reported as revenues and expenditures. These amounts have been reflected in the basic financial statements as a component of nonoperating revenue and employee benefit expense.

Deferred Compensation

The District offers its employees a CalPERS administered 457 Deferred Compensation Program (the Program). The Program, available to all permanent employees, permits them to defer a portion of pre-tax salary into investment of an individual's own choosing until future years. The deferred compensation is not available to the employees or their beneficiaries until termination, retirement, death, or an unforeseeable emergency. The CalPERS Board controls the investment and administrative functions of the CalPERS 457 Deferred Compensation Program. The Board for the exclusive benefit of participating employees, which adds security, holds the assets in trust.

NOTE 16 - PARTICIPATION IN PUBLIC ENTITY RISK POOLS AND JOINT POWERS AUTHORITIES

The District is a member of the San Diego School Risk Management and Retiree Health Benefit Program Joint Power Authority (JPAs). The District pays annual premiums for its property liability, health, and workers' compensation coverage. The relationship between the District and the JPA is such that it is not a component unit of the District for financial reporting purposes.

MIRACOSTA COMMUNITY COLLEGE DISTRICT

NOTES TO FINANCIAL STATEMENTS

JUNE 30, 2016

The JPAs have budgeting and financial reporting requirements independent of member units and their financial statements are not presented in these financial statements; however, transactions between the JPAs and the District are included in these statements. Audited financial statements are available from the respective entities.

The District's share of year-end assets, liabilities, or fund equity has not been calculated.

During the year ended June 30, 2016, the District made payments of \$937,067 and \$2,800,000 to San Diego School Risk Management and Retiree Health Benefit Program, respectively.

NOTE 17 - COMMITMENTS AND CONTINGENCIES

Grants

The District receives financial assistance from Federal and State agencies in the form of grants. The disbursement of funds received under these programs generally requires compliance with terms and conditions specified in the grant agreements and is subject to audit by the grantor agencies. Any disallowed claims resulting from such audits could become a liability of the District. However, in the opinion of management, any such disallowed claims will not have a material adverse effect on the overall financial position of the District at June 30, 2016.

Litigation

The District is involved in various litigation arising from the normal course of business. In the opinion of management and legal counsel, the disposition of all litigation pending is not expected to have a material adverse effect on the overall financial position of the District at June 30, 2016.

REQUIRED SUPPLEMENTARY INFORMATION

MIRACOSTA COMMUNITY COLLEGE DISTRICT

**SCHEDULE OF OTHER POSTEMPLOYMENT BENEFITS (OPEB) FUNDING
PROGRESS
FOR THE YEAR ENDED JUNE 30, 2016**

Actuarial Valuation Date	Actuarial Value of Assets (a)	Actuarial Accrued Liability (AAL) - Projected Unit Credit Method (b)	Unfunded AAL (UAAL) (b - a)	Funded Ratio (a / b)	Covered Payroll (c)	UAAL as a Percentage of Covered Payroll ((b - a) / c)
July 1, 2011	\$ 10,439,411	\$ 25,431,972	\$ 14,992,561	41.0%	\$ 41,088,000	36.5%
July 1, 2013	12,325,353	19,428,276	7,102,923	63.4%	43,072,000	16.5%
July 1, 2015	17,226,726	20,095,621	2,868,895	85.7%	45,302,000	6.3%

See accompanying note to required supplementary information.

MIRACOSTA COMMUNITY COLLEGE DISTRICT

SCHEDULE OF THE DISTRICT'S PROPORTIONATE SHARE OF THE NET PENSION LIABILITY FOR THE YEAR ENDED JUNE 30, 2016

	2016	2015
CalSTRS		
District's proportion of the net pension liability	0.0805%	0.0773%
District's proportionate share of the net pension liability	\$ 54,179,992	\$ 45,153,292
State's proportionate share of the net pension liability associated with the District	28,655,243	27,265,507
Total	<u>\$ 82,835,235</u>	<u>\$ 72,418,799</u>
District's covered - employee payroll	<u>\$ 40,019,043</u>	<u>\$ 32,035,059</u>
District's proportionate share of the net pension liability as a percentage of its covered - employee payroll	135.39%	140.95%
Plan fiduciary net position as a percentage of the total pension liability	74%	77%
CalPERS		
District's proportion of the net pension liability	0.2074%	0.2105%
District's proportionate share of the net pension liability	<u>\$ 30,577,734</u>	<u>\$ 23,899,791</u>
District's covered - employee payroll	<u>\$ 22,899,363</u>	<u>\$ 22,210,989</u>
District's proportionate share of the net pension liability as a percentage of its covered - employee payroll	133.53%	107.60%
Plan fiduciary net position as a percentage of the total pension liability	79%	83%

Note: In the future, as data become available, ten years of information will be presented.

See accompanying note to required supplementary information.

MIRACOSTA COMMUNITY COLLEGE DISTRICT

**SCHEDULE OF DISTRICT CONTRIBUTIONS
FOR THE YEAR ENDED JUNE 30, 2016**

	2016	2015
CalSTRS		
Contractually required contribution	\$ 4,116,353	\$ 3,553,691
Contributions in relation to the contractually required contribution	4,116,353	3,553,691
Contribution deficiency (excess)	<u>\$ -</u>	<u>\$ -</u>
District's covered - employee payroll	<u>\$ 38,363,029</u>	<u>\$ 40,019,043</u>
Contributions as a percentage of covered - employee payroll	<u>10.73%</u>	<u>8.88%</u>
CalPERS		
Contractually required contribution	\$ 2,970,388	\$ 2,695,255
Contributions in relation to the contractually required contribution	2,970,388	2,695,255
Contribution deficiency (excess)	<u>\$ -</u>	<u>\$ -</u>
District's covered - employee payroll	<u>\$ 25,066,565</u>	<u>\$ 22,899,363</u>
Contributions as a percentage of covered - employee payroll	<u>11.85%</u>	<u>11.77%</u>

Note: In the future, as data become available, ten years of information will be presented.

See accompanying note to required supplementary information.

MIRACOSTA COMMUNITY COLLEGE DISTRICT

NOTE TO REQUIRED SUPPLEMENTARY INFORMATION JUNE 30, 2016

NOTE 1 - PURPOSE OF SCHEDULES

Schedule of Other Postemployment Benefits (OPEB) Funding Progress

This schedule is intended to show trends about the funding progress of the District's actuarially determined liability for postemployment benefits other than pensions.

Schedule of the District's Proportionate Share of the Net Pension Liability

This schedule presents information on the District's proportionate share of the net pension liability (NPL), the plans' fiduciary net positions and, when applicable, the State's proportionate share of the NPL associated with the District. In the future, as data becomes available, ten years of information will be presented.

Schedule of District Contributions

This schedule presents information on the District's required contribution, the amounts actually contributed, and any excess or deficiency related to the required contribution. In the future, as data becomes available, ten years of information will be presented.

Changes in Benefit Terms

There were no changes in benefit terms since the previous valuation for either CalSTRS or CalPERS.

Changes in Assumptions

The CalSTRS plan rate of investment return assumption was not changed from the previous valuation. The CalPERS plan rate of investment return assumption was changed from 7.50 percent to 7.65 percent since the previous valuation.

SUPPLEMENTARY INFORMATION

MIRACOSTA COMMUNITY COLLEGE DISTRICT

DISTRICT ORGANIZATION

JUNE 30, 2016

MiraCosta Community College District (the District) was established in 1934 and serves an area of about 15 square miles in northern San Diego County (the County). The District includes the cities of Carlsbad, Del Mar, Encinitas, Oceanside, and Solana Beach, as well as adjacent unincorporated areas of the County. The District operates two campuses and one center. The main campus, MiraCosta College, is located on a 121-acre site in the city of Oceanside. The District also operates the 42-acre San Elijo campus in the city of Cardiff and a 7.6 acre Community Learning Center in Oceanside.

BOARD OF TRUSTEES

<u>MEMBER</u>	<u>OFFICE</u>	<u>TERM EXPIRES</u>
Dr. David Broad	President	2018
Mr. George McNeil	Vice President	2018
Dr. William C. Fischer	Member	2018
Ms. Jeanne Shannon	Member	2016
Mr. Frank Merchat	Member	2016
Mr. Rick Cassar	Member	2018
Ms. Jacqueline Simon	Member	2016

ADMINISTRATION

Dr. Sunita Cooke	Superintendent/President
Mr. Charlie Ng	Vice President, Business and Administrative Services
Dr. Mary Benard	Vice President, Instructional Services
Dr. Alketa Wojcik	Vice President, Student Services

See accompanying note to supplementary information.

MIRACOSTA COMMUNITY COLLEGE DISTRICT

SCHEDULE OF EXPENDITURES OF FEDERAL AWARDS FOR THE YEAR ENDED JUNE 30, 2016

Federal Grantor/Pass-Through Grantor/Program or Cluster Title	CFDA Number	Pass-Through Entity Identifying Number	Federal Expenditures
U.S. DEPARTMENT OF DEFENSE			
Pass-Through From University of Southern California Managed Career Pipeline	12.617	10444427	\$ 5,136
U.S. DEPARTMENT OF LABOR			
EMPLOYMENT AND TRAINING ADMINISTRATION			
Trade Adjustment Assistance Community College and Career Training (TAACCCT) Grants	17.282		906,927
Pass-Through From Chaffey Community College District Trade Adjustment Assistance Community College and Career Training (TAACCCT) Grants Program # 4	17.282	TC-26434-14-60-A-6	83,993
Total U.S. Department of Labor			<u>990,920</u>
SMALL BUSINESS ADMINISTRATION			
Pass-Through From Southwestern Community College District North San Diego Small Business Development Center Program	59.037	NSD2016A	<u>329,121</u>
U.S. DEPARTMENT OF VETERAN AFFAIRS			
Veterans Services	64.117		<u>8,026</u>
U.S. DEPARTMENT OF EDUCATION			
HIGHER EDUCATION ACT			
Student Financial Assistance Cluster:			
Federal Supplemental Educational Opportunity Grants (FSEOG)	84.007		267,475
Federal Work Study (FWS)	84.033		209,974
Federal Work Study (FWS) Administrative Allowance	84.033		2,319
Federal Pell Grant (PELL)	84.063		14,916,920
Federal Pell Grant Administration	84.063		20,480
Federal Direct Student Loans	84.268		<u>2,643,139</u>
Subtotal Student Financial Assistance Cluster			<u>18,060,307</u>
Gaining Early Awareness and Readiness for Undergraduate Programs (GEAR-UP)	84.334A		995,643

[1] Pass-Through Entity Identifying Number is unavailable.

See accompanying note to supplementary information.

MIRACOSTA COMMUNITY COLLEGE DISTRICT

**SCHEDULE OF EXPENDITURES OF FEDERAL AWARDS, CONTINUED
FOR THE YEAR ENDED JUNE 30, 2016**

Federal Grantor/Pass-Through Grantor/Program or Cluster Title	CFDA Number	Pass-Through Entity Identifying Number	Federal Expenditures
ADULT EDUCATION AND FAMILY LITERACY ACT			
Pass-Through From California Department of Education (CDE) WIA Title II: Adult Education and Family Literacy	84.002A	V002A140005	\$ 243,021
PERKINS CAREER AND TECHNICAL EDUCATION ACT			
Pass-Through From California Community Colleges Chancellor's Office			
Career and Technical Education, Title I-C	84.048	15-C01-032	281,184
Career and Technical Education, Transitions	84.048A	15-C01-032	45,119
Total U.S. Department of Education			<u>19,625,274</u>
Research and Development Cluster			
NATIONAL SCIENCE FOUNDATION			
Pass-Through From Montgomery County Community College The NBC2: Growing a Regional and National Networks for a 21st Century Workforce in Bioeconomy	47.076	NBC2-18-004	8,283
U.S. DEPARTMENT OF HEALTH AND HUMAN SERVICES			
Pass-Through From the University Auxiliary and Research Services Corporation at California State University San Marcos North San Diego County Bridges to the Future	93.859	85956-DG/MC	13,082
Total Research and Development Cluster			<u>21,365</u>
U.S. DEPARTMENT OF HEALTH AND HUMAN SERVICES			
Pass-Through From California Community Colleges Chancellor's Office			
Temporary Assistance for Needy Families (TANF)	93.558	[1]	59,817
Total Expenditures of Federal Awards			<u>\$ 21,039,659</u>

[1] Pass-Through Entity Identifying Number is unavailable.

See accompanying note to supplementary information.

MIRACOSTA COMMUNITY COLLEGE DISTRICT

**SCHEDULE OF EXPENDITURES OF STATE AWARDS
FOR THE YEAR ENDED JUNE 30, 2016**

Program	Program Revenues				Total Program Expenditures
	Cash Received	Accounts Receivable (Payable)	Unearned Revenue	Total Revenue	
AB86 Adult Education Consortium Planning Grant	\$ 46,681	\$ -	\$ -	\$ 46,681	\$ 46,681
Adult Education Block Grant Data & Accountability Program	165,162	-	165,162	-	-
Adult Education Block Grant	1,001,300	-	566,247	435,053	435,053
Baccalaureate Pilot Degree Program	350,000	-	318,336	31,664	31,664
Basic Skills	174,448	-	60,991	113,457	113,457
Board Financial Assistance Program	434,400	-	-	434,400	434,400
Cal Grant	1,172,273	(113,668)	-	1,058,605	1,058,605
CalWORKs	259,107	-	-	259,107	259,107
CARE	95,644	-	-	95,644	95,644
Career Technical Education - Enhancement	248,167	26,124	-	274,291	274,291
Deputy Sector Navigator	-	18,679	-	18,679	18,679
Disabled Students Program and Services (DSPS)	1,060,185	-	-	1,060,185	1,060,185
EWD - BEC	55,028	40,000	-	95,028	95,028
Extended Opportunity Program and Services (EOPS)	820,086	-	-	820,086	820,086
Full Time Student Success Grant	341,600	(5,054)	39,396	297,150	297,150
Go Biz Grant	22,549	85,000	-	107,549	107,549
Instructional Equipment	678,197	-	50,408	627,789	627,789
Licensed Vocational Nurse to Registered Nurse Grant	281,784	24,503	-	306,287	306,287
Lottery	40,900	557,548	-	598,448	598,448
Student Success and Support Program - Credit	3,512,410	-	1,098,449	2,413,961	2,413,961
Student Success and Support Program - Noncredit	338,372	-	74,237	264,135	264,135
Part-Time Faculty Reimbursement	216,529	-	-	216,529	216,529
Proposition 39 Clean Energy Jobs Act	87,268	260,678	212,340	135,606	135,606
Scheduled Maintenance	1,370,942	-	1,101,558	269,384	269,384
Staff Diversity	5,193	-	-	5,193	5,193
Student Equity	1,183,396	75,000	373,495	884,901	884,901
Workforce Development and Economic Development Grant	160,000	40,000	-	200,000	200,000
Total State Categorical Programs	\$ 14,121,621	\$ 1,008,810	\$ 4,060,619	\$ 11,069,812	\$ 11,069,812

See accompanying note to supplementary information.

MIRACOSTA COMMUNITY COLLEGE DISTRICT

**SCHEDULE OF WORKLOAD MEASURES FOR STATE GENERAL
 APPORTIONMENT
 FOR THE YEAR ENDED JUNE 30, 2016**

CATEGORIES	<u>Reported Data</u>	<u>Audit Adjustments</u>	<u>Audited Data</u>
A. Summer Intersession (Summer 2015 only)			
1. Noncredit	88.39	-	88.39
2. Credit	691.53	-	691.53
B. Summer Intersession (Summer 2016 - Prior to July 1, 2016)			
1. Noncredit	-	-	-
2. Credit	359.01	-	359.01
C. Primary Terms (Exclusive of Summer Intersession)			
1. Census Procedure Courses			
(a) Weekly Census Contact Hours	6,343.29	-	6,343.29
(b) Daily Census Contact Hours	457.34	-	457.34
2. Actual Hours of Attendance Procedure Courses			
(a) Noncredit	557.63	-	557.63
(b) Credit	158.56	-	158.56
3. Alternative Attendance Procedure Courses			
(a) Weekly Census Contact Hours	2,068.66	-	2,068.66
(b) Daily Census Contact Hours	606.17	-	606.17
(c) Noncredit Independent Study/Distance Education Courses	17.72	-	17.72
D. Total FTES	<u>11,348.30</u>	<u>-</u>	<u>11,348.30</u>
SUPPLEMENTAL INFORMATION (Subset of Above Information)			
E. In-Service Training Courses (FTES)	-	-	-
H. Basic Skills Courses and Immigrant Education			
1. Noncredit	494.66	-	494.66
2. Credit	386.09	-	386.09
<u>CCFS-320 Addendum</u>			
Centers FTES			
1. Noncredit	552.72	-	552.72
2. Credit	1,774.93	-	1,774.93

See accompanying note to supplementary information.

MIRACOSTA COMMUNITY COLLEGE DISTRICT

RECONCILIATION OF *EDUCATION CODE* SECTION 84362 (50 PERCENT LAW) CALCULATION
FOR THE YEAR ENDED JUNE 30, 2016

	Object/TOP Codes	ECS 84362 A Instructional Salary Cost AC 0100 - 5900 and AC 6110			ECS 84362 B Total CEE AC 0100 - 6799		
		Reported Data	Audit Adjustments	Revised Data	Reported Data	Audit Adjustments	Revised Data
<u>Academic Salaries</u>							
Instructional Salaries							
Contract or Regular	1100	\$ 17,177,337	\$ -	\$ 17,177,337	\$ 17,177,337	\$ -	\$ 17,177,337
Other	1300	16,079,303	-	16,079,303	16,143,465	-	16,143,465
Total Instructional Salaries		33,256,640	-	33,256,640	33,320,802	-	33,320,802
Noninstructional Salaries							
Contract or Regular	1200	-	-	-	8,148,393	-	8,148,393
Other	1400	-	-	-	1,062,549	-	1,062,549
Total Noninstructional Salaries		-	-	-	9,210,942	-	9,210,942
Total Academic Salaries		33,256,640	-	33,256,640	42,531,744	-	42,531,744
<u>Classified Salaries</u>							
Noninstructional Salaries							
Regular Status	2100	-	-	-	15,399,793	-	15,399,793
Other	2300	-	-	-	1,423,250	-	1,423,250
Total Noninstructional Salaries		-	-	-	16,823,043	-	16,823,043
Instructional Aides							
Regular Status	2200	2,327,074	-	2,327,074	2,510,414	-	2,510,414
Other	2400	757,423	-	757,423	762,190	-	762,190
Total Instructional Aides		3,084,497	-	3,084,497	3,272,604	-	3,272,604
Total Classified Salaries		3,084,497	-	3,084,497	20,095,647	-	20,095,647
Employee Benefits	3000	9,177,976	1,661,811	10,839,787	20,279,080	2,165,663	22,444,743
Supplies and Material	4000	-	-	-	1,175,363	-	1,175,363
Other Operating Expenses	5000	-	-	-	6,957,656	-	6,957,656
Equipment Replacement	6420	-	-	-	-	-	-
Total Expenditures Prior to Exclusions		45,519,113	1,661,811	47,180,924	91,039,490	2,165,663	93,205,153

See accompanying note to supplementary information.

MIRACOSTA COMMUNITY COLLEGE DISTRICT

RECONCILIATION OF *EDUCATION CODE* SECTION 84362 (50 PERCENT LAW) CALCULATION, CONTINUED
FOR THE YEAR ENDED JUNE 30, 2016

	Object/TOP Codes	ECS 84362 A Instructional Salary Cost AC 0100 - 5900 and AC 6110			ECS 84362 B Total CEE AC 0100 - 6799		
		Reported Data	Audit Adjustments	Revised Data	Reported Data	Audit Adjustments	Revised Data
<u>Exclusions</u>							
Activities to Exclude							
Instructional Staff - Retirees' Benefits and Retirement Incentives	5900	\$ 79,057	\$ -	\$ 79,057	\$ 79,057	\$ -	\$ 79,057
Student Health Services Above Amount Collected	6441	-	-	-	28,218	-	28,218
Student Transportation	6491	-	-	-	-	-	-
Noninstructional Staff - Retirees' Benefits and Retirement Incentives	6740	-	-	-	331,849	-	331,849
Objects to Exclude							
Rents and Leases	5060	-	-	-	5,235	-	5,235
Lottery Expenditures							
Academic Salaries	1000	-	-	-	1,284,705	-	1,284,705
Classified Salaries	2000	-	-	-	41,525	-	41,525
Employee Benefits	3000	-	-	-	371,720	-	371,720
Supplies and Materials	4000	-	-	-	-	-	-
Software	4100	-	-	-	-	-	-
Books, Magazines, and Periodicals	4200	-	-	-	-	-	-
Instructional Supplies and Materials	4300	-	-	-	-	-	-
Noninstructional Supplies and Materials	4400	-	-	-	-	-	-
Total Supplies and Materials		-	-	-	-	-	-

See accompanying note to supplementary information.

MIRACOSTA COMMUNITY COLLEGE DISTRICT

RECONCILIATION OF *EDUCATION CODE* SECTION 84362 (50 PERCENT LAW) CALCULATION, CONTINUED
FOR THE YEAR ENDED JUNE 30, 2016

	Object/TOP Codes	ECS 84362 A Instructional Salary Cost AC 0100 - 5900 and AC 6110			ECS 84362 B Total CEE AC 0100 - 6799		
		Reported Data	Audit Adjustments	Revised Data	Reported Data	Audit Adjustments	Revised Data
Other Operating Expenses and Services	5000	\$ -	\$ -	\$ -	\$ 28,425	\$ -	\$ 28,425
Capital Outlay	6000						
Library Books	6300	-	-	-	10,271	-	10,271
Equipment	6400	-	-	-	-	-	-
Equipment - Additional	6410	-	-	-	-	-	-
Equipment - Replacement	6420	-	-	-	-	-	-
Total Equipment		-	-	-	-	-	-
Total Capital Outlay		-	-	-	10,271	-	10,271
Other Outgo	7000	-	-	-	-	-	-
Total Exclusions		79,057	-	79,057	2,181,005	-	2,181,005
Total for ECS 84362, 50 Percent Law		\$ 45,440,056	\$ 1,661,811	\$ 47,101,867	\$ 88,858,485	\$ 2,165,663	\$ 91,024,148
Percent of CEE (Instructional Salary Cost/Total CEE)		51.14%		51.75%	100.00%		100.00%
50% of Current Expense of Education					\$ 44,429,243		\$ 45,512,074

* Audit adjustment was necessary to recognize on behalf payments made by the State of California for STRS retirement contributions.

See accompanying note to supplementary information.

MIRACOSTA COMMUNITY COLLEGE DISTRICT

RECONCILIATION OF ANNUAL FINANCIAL AND BUDGET REPORT (CCFS-311) WITH FUND FINANCIAL STATEMENTS FOR THE YEAR ENDED JUNE 30, 2016

Summarized below are the fund balance reconciliations between the Annual Financial and Budget Report (CCFS-311) and the fund financial statements.

	Student Body Center Fee Trust
June 30, 2016, Annual Financial and Budget Report (CCFS-311)	
Reported Fund Balance	\$ 653,632
Adjustments to Increase Fund Balance	
Capital Assets	4,804,095
Audited Fund Balance	<u>\$ 5,457,727</u>

See accompanying note to supplementary information.

MIRACOSTA COMMUNITY COLLEGE DISTRICT

**PROPOSITION 30 EDUCATION PROTECTION ACT (EPA) EXPENDITURE REPORT
FOR THE YEAR ENDED JUNE 30, 2016**

Activity Classification	Object Code				Unrestricted
EPA Proceeds:	8630				\$ 1,122,429
Activity Classification	Activity Code	Salaries and Benefits (Obj 1000-3000)	Operating Expenses (Obj 4000-5000)	Capital Outlay (Obj 6000)	Total
Instructional Activities	0100-5900	\$ -	\$ -	\$ 99,735	\$ 99,735
Building Maintenance and Repairs	6510	-	-	163,694	163,694
Other Operations and Maintenance of Plant	6590	-	-	138,521	138,521
Planning, Policymaking and Coordination	6600	-	-	88,990	88,990
Logistical Services	6770	-	-	188,271	188,271
Management Information Systems	6780	-	-	443,218	443,218
Total Expenditures for EPA		\$ -	\$ -	\$ 1,122,429	\$ 1,122,429
Revenues Less Expenditures					\$ -

See accompanying note to supplementary information.

MIRACOSTA COMMUNITY COLLEGE DISTRICT

**RECONCILIATION OF GOVERNMENTAL FUNDS TO THE
STATEMENT OF NET POSITION
JUNE 30, 2016**

**Amounts Reported for Governmental Activities in the Statement
of Net Position are Different Because:**

Total Fund Balance:

General Funds	\$ 24,334,873	
Capital Project Funds	14,040,953	
Debt Service Funds	1,394,787	
Enterprise Funds	776,196	
Internal Service Funds	<u>244,183</u>	
Total Fund Balance - All District Funds		\$ 40,790,992

Capital assets used in governmental activities are not financial resources and, therefore, are not reported as assets in governmental funds.

The cost of capital assets is	177,586,974	
Accumulated depreciation is	(82,104,596)	
Less fixed assets already recorded in the enterprise funds	<u>(12,207)</u>	95,470,171

Recognizing the OPEB asset resulting from the difference between annual OPEB cost on the accrual basis and the OPEB contributions in the governmental funds. 2,818,124

Expenditures relating to contributions made to pension plans were recognized on the modified accrual basis, but are not recognized on the accrual basis. 7,086,741

In governmental funds, unmatured interest on long-term obligations is recognized in the period when it is due. On the government-wide statements, unmatured interest on long-term obligations is recognized when it is incurred. (102,790)

The net change in proportionate share of net pension liability as of the measurement date is not recognized as an expenditure under the modified accrual basis, but is recognized on the accrual basis over the expected remaining service life of members receiving pension benefits. 1,653,325

The difference between projected and actual earnings on pension plan investments are not recognized on the modified accrual basis, but are recognized on the accrual basis as an adjustment to pension expense. (5,463,558)

The differences between expected and actual experience in the measurement of the total pension liability are not recognized on the modified accrual basis, but are recognized on the accrual basis over the expected average remaining service life of members receiving pension benefits. 842,201

The changes of assumptions are not recognized as an expenditure under the modified accrual basis, but are recognized on the accrual basis over the expected average remaining service life of members receiving pension benefits. (1,878,780)

See accompanying note to supplementary information.

MIRACOSTA COMMUNITY COLLEGE DISTRICT

RECONCILIATION OF GOVERNMENTAL FUNDS TO THE STATEMENT OF NET POSITION, CONTINUED JUNE 30, 2016

Long-term obligations at year end consist of:

Bonds payable	\$ 13,390,012	
Compensated absences (less amount set up in Governmental Funds)	2,089,803	
Load banking (less amount set up in Governmental Funds)	967,818	
Capital leases payable	126,320	
Aggregate net pension obligation	84,757,726	\$ (101,331,679)
Total Net Position		\$ 39,884,747

See accompanying note to supplementary information.

MIRACOSTA COMMUNITY COLLEGE DISTRICT

NOTE TO SUPPLEMENTARY INFORMATION JUNE 30, 2016

NOTE 1 - PURPOSE OF SCHEDULES

District Organization

This schedule provides information about the District's governing board members and administration members.

Schedule of Expenditures of Federal Awards

The accompanying Schedule of Expenditures of Federal Awards includes the Federal grant activity of the District and is presented on the modified accrual basis of accounting. The information in this schedule is presented in accordance with the requirements of Title 2 U.S. Code of Federal Regulations (Part 200), *Uniform Administrative Requirements, Cost Principles, and Audit Requirements for Federal Awards* (Uniform Guidance). Therefore, some amounts presented in this schedule may differ from amounts presented in, or used in the preparation of, the financial statements. The District has not elected to use the ten percent de minimis cost rate as covered in Section 200.414 Indirect (F&A) costs of the Uniform Guidance.

The following schedule provides reconciliation between revenues reported on the Statement of Revenues, Expenses, and Changes in Net Position - Primary Government and the related expenditures reported on the Schedule of Expenditures of Federal Awards. The reconciling amounts consist primarily of Federal Work Study funds that in the previous period were recorded as revenues but were unspent. These unspent balances have been expended in the current period. In addition, Federal Work Study Administrative Allowance and Federal Pell Grant Administration funds have been recorded in the current period as revenues that have not been expended as of June 30, 2016.

Description	CFDA Number	Amount
Total Federal Revenues From the Statement of Revenues, Expenses, and Changes in Net Position:		\$ 21,071,742
Federal Work Study	84.033	787
Federal Work Study Administrative Allowance	84.033	(29,190)
Federal Pell Grant Administration	84.063	(3,680)
Total Expenditures of Federal Awards		<u>\$ 21,039,659</u>

Schedule of Expenditures of State Awards

The accompanying Schedule of Expenditures of State Awards includes the State grant activity of the District and is presented on the modified accrual basis of accounting. Therefore, some amounts presented in this schedule may differ from amounts presented in, or used in the preparation of, the financial statements. The information in this schedule is presented to comply with reporting requirements of the California State Chancellor's Office.

Schedule of Workload Measures for State General Apportionment

FTES is a measurement of the number of pupils attending classes of the District. The purpose of attendance accounting from a fiscal standpoint is to provide the basis on which apportionments of State funds, including restricted categorical funding, are made to community college districts. This schedule provides information regarding the annual attendance measurements of students throughout the District.

MIRACOSTA COMMUNITY COLLEGE DISTRICT

NOTE TO SUPPLEMENTARY INFORMATION JUNE 30, 2016

Reconciliation of *Education Code* Section 84362 (50 Percent Law) Calculation

ECS 84362 requires the District to expend a minimum of 50 percent of the unrestricted General Fund monies on salaries of classroom instructors. This is reported annually to the State Chancellor's Office. This schedule provides a reconciliation of the amount reported to the State Chancellor's Office and the impact of any audit adjustments and/or corrections noted during the audit.

Reconciliation of Annual Financial and Budget Report (CCFS-311) With Fund Financial Statements

This schedule provides the information necessary to reconcile the fund balance of all funds reported on the Form CCFS-311 to the District's internal fund financial statements.

Proposition 30 Education Protection Act (EPA) Expenditure Report

This schedule provides the District's summary of receipts and uses of the monies received through the EPA.

Reconciliation of Governmental Funds to the Statement of Net Position

This schedule provides a reconciliation of the adjustments necessary to bring the District's internal fund financial statements, prepared on a modified accrual basis, to the entity-wide full accrual basis financial statements required under GASB Statements No. 34 and No. 35 business-type activities reporting model.

INDEPENDENT AUDITOR'S REPORTS



INDEPENDENT AUDITOR'S REPORT ON INTERNAL CONTROL OVER FINANCIAL REPORTING AND ON COMPLIANCE AND OTHER MATTERS BASED ON AN AUDIT OF FINANCIAL STATEMENTS PERFORMED IN ACCORDANCE WITH *GOVERNMENT AUDITING STANDARDS*

Board of Trustees
MiraCosta Community College District
Oceanside, California

We have audited, in accordance with the auditing standards generally accepted in the United States of America and the standards applicable to financial audits contained in *Government Auditing Standards* issued by the Comptroller General of the United States, the financial statements of the business-type activities and the aggregate remaining fund information of MiraCosta Community College District (the District) as of and for the year ended June 30, 2016, and the related notes to the financial statements, which collectively comprise the District's basic financial statements, and have issued our report thereon dated December 8, 2016.

Internal Control Over Financial Reporting

In planning and performing our audit of the financial statements, we considered the District's internal control over financial reporting (internal control) to determine the audit procedures that are appropriate in the circumstances for the purpose of expressing our opinions on the financial statements, but not for the purpose of expressing an opinion on the effectiveness of the District's internal control. Accordingly, we do not express an opinion on the effectiveness of the District's internal control.

A deficiency in internal control exists when the design or operation of a control does not allow management or employees, in the normal course of performing their assigned functions, to prevent, or detect and correct, misstatements on a timely basis. *A material weakness* is a deficiency, or a combination of deficiencies, in internal control, such that there is a reasonable possibility that a material misstatement of the District's financial statements will not be prevented, or detected and corrected, on a timely basis. *A significant deficiency* is a deficiency, or a combination of deficiencies, in internal control that is less severe than a material weakness, yet important enough to merit attention by those charged with governance.

Our consideration of internal control was for the limited purpose described in the first paragraph of this section and was not designed to identify all deficiencies in internal control that might be material weaknesses or significant deficiencies. Given these limitations, during our audit, we did not identify any deficiencies in internal control that we consider to be material weaknesses. However, material weaknesses may exist that have not been identified.

Compliance and Other Matters

As part of obtaining reasonable assurance about whether the District's financial statements are free from material misstatement, we performed tests of its compliance with certain provisions of laws, regulations, contracts, and grant agreements, noncompliance with which could have a direct and material effect on the determination of financial statement amounts. However, providing an opinion on compliance with those provisions was not an objective of our audit and, accordingly, we do not express such an opinion. The results of our tests disclosed no instances of noncompliance or other matters that are required to be reported under *Government Auditing Standards*.

Purpose of This Report

The purpose of this report is solely to describe the scope of our testing of internal control and compliance and the results of that testing, and not to provide an opinion on the effectiveness of the District's internal control or on compliance. This report is an integral part of an audit performed in accordance with *Government Auditing Standards* in considering the District's internal control and compliance. Accordingly, this communication is not suitable for any other purpose.

Vauineck, Time, Day & Co., LLP

Rancho Cucamonga, California
December 8, 2016



**INDEPENDENT AUDITOR'S REPORT ON COMPLIANCE FOR
EACH MAJOR PROGRAM AND ON INTERNAL CONTROL
OVER COMPLIANCE REQUIRED BY THE UNIFORM GUIDANCE**

Board of Trustees
MiraCosta Community College District
Oceanside, California

Report on Compliance for Each Major Federal Program

We have audited MiraCosta Community College District's (the District) compliance with the types of compliance requirements described in the *OMB Compliance Supplement* that could have a direct and material effect on each of the District's major Federal programs for the year ended June 30, 2016. The District's major Federal programs are identified in the Summary of Auditor's Results section of the accompanying Schedule of Findings and Questioned Costs.

Management's Responsibility

Management is responsible for compliance with the Federal statutes, regulations, and the terms and conditions of its Federal awards applicable to its Federal programs.

Auditor's Responsibility

Our responsibility is to express an opinion on compliance for each of the District's major Federal programs based on our audit of the types of compliance requirements referred to above. We conducted our audit of compliance in accordance with auditing standards generally accepted in the United States of America; the standards applicable to financial audits contained in *Government Auditing Standards*, issued by the Comptroller General of the United States; and the audit requirements of Title 2 U.S. Code of Federal Regulations Part 200, *Uniform Administrative Requirements, Cost Principles, and Audit Requirements for Federal Awards* (Uniform Guidance). Those standards and the Uniform Guidance require that we plan and perform the audit to obtain reasonable assurance about whether noncompliance with the types of compliance requirements referred to above that could have a direct and material effect on a major Federal program occurred. An audit includes examining, on a test basis, evidence about the District's compliance with those requirements and performing such other procedures as we considered necessary in the circumstances.

We believe that our audit provides a reasonable basis for our opinion on compliance for each major Federal program. However, our audit does not provide a legal determination of the District's compliance.

Opinion on Each Major Federal Program

In our opinion, the District complied, in all material respects, with the types of compliance requirements referred to above that could have a direct and material effect on each of its major Federal programs for the year ended June 30, 2016.

Report on Internal Control Over Compliance

Management of the District is responsible for establishing and maintaining effective internal control over compliance with the types of compliance requirements referred to above. In planning and performing our audit of compliance, we considered the District's internal control over compliance with the types of requirements that could have a direct and material effect on each major Federal program to determine the auditing procedures that are appropriate in the circumstances for the purpose of expressing an opinion on compliance for each major Federal program and to test and report on internal control over compliance in accordance with the Uniform Guidance, but not for the purpose of expressing an opinion on the effectiveness of internal control over compliance. Accordingly, we do not express an opinion on the effectiveness of the District's internal control over compliance.

A deficiency in internal control over compliance exists when the design or operation of a control over compliance does not allow management or employees, in the normal course of performing their assigned functions, to prevent, or detect and correct, noncompliance with a type of compliance requirement of a Federal program on a timely basis. *A material weakness in internal control over compliance* is a deficiency, or combination of deficiencies, in internal control over compliance, such that there is a reasonable possibility that material noncompliance with a type of compliance requirement of a Federal program will not be prevented, or detected and corrected, on a timely basis. *A significant deficiency in internal control over compliance* is a deficiency, or a combination of deficiencies, in internal control over compliance with a type of compliance requirement of a Federal program that is less severe than a material weakness in internal control over compliance, yet important enough to merit attention by those charged with governance.

Our consideration of internal control over compliance was for the limited purpose described in the first paragraph of this section and was not designed to identify all deficiencies in internal control over compliance that might be material weaknesses or significant deficiencies. We did not identify any deficiencies in internal control over compliance that we consider to be material weaknesses. However, material weaknesses may exist that have not been identified.

The purpose of this report on internal control over compliance is solely to describe the scope of our testing of internal control over compliance and the results of that testing based on the requirements of the Uniform Guidance. Accordingly, this report is not suitable for any other purpose.

Vavinec, Time, Day & Co., LLP

Rancho Cucamonga, California
December 8, 2016



INDEPENDENT AUDITOR'S REPORT ON STATE COMPLIANCE

Board of Trustees
MiraCosta Community College District
Oceanside, California

Report on State Compliance

We have audited MiraCosta Community College District's (the District) compliance with the types of compliance requirements as identified in the California Community Colleges Chancellor's Office *District Audit Manual* issued in November 2015 that could have a direct and material effect on each of the District's programs as noted below for the year ended June 30, 2016.

Management's Responsibility

Management is responsible for compliance with the requirements of State laws and regulations, and the terms and conditions identified in the California Community Colleges Chancellor's Office *District Audit Manual* issued in November 2015.

Auditor's Responsibility

Our responsibility is to express an opinion on compliance of each of the District's State programs based on our audit of the types of compliance requirements referred to above. We conducted our audit in accordance with auditing standards generally accepted in the United States of America; the standards applicable to financial audits contained in *Government Auditing Standards*, issued by the Comptroller General of the United States; and the standards and procedures identified in the California Community Colleges Chancellor's Office *District Audit Manual* issued in November 2015. These standards require that we plan and perform the audit to obtain reasonable assurance about whether noncompliance with the compliance requirements referred to above could have a material effect on the applicable programs noted below. An audit includes examining, on a test basis, evidence about the District's compliance with those requirements and performing such procedures as we consider necessary in the circumstances. We believe that our audit provides a reasonable basis for our opinion. Our audit does not provide a legal determination of the District's compliance with those requirements.

Unmodified Opinion for Each of the Programs

In our opinion, the District complied, in all material respects, with the compliance requirements referred to above that are applicable to the programs noted below that were audited for the year ended June 30, 2016.

In connection with the audit referred to above, we selected and tested transactions and records to determine the District's compliance with State laws and regulations applicable to the following:


Section 421	Salaries of Classroom Instructors (50 Percent Law)
Section 423	Apportionment for Instructional Service Agreements/Contracts
Section 424	State General Apportionment Funding System
Section 425	Residency Determination for Credit Courses
Section 426	Students Actively Enrolled
Section 427	Concurrent Enrollment of K-12 Students in Community College Credit Courses
Section 429	Student Success and Support Program (SSSP)
Section 430	Schedule Maintenance Program
Section 431	Gann Limit Calculation
Section 435	Open Enrollment
Section 438	Student Fees – Health Fees and Use of Health Fee Funds
Section 439	Proposition 39 Clean Energy
Section 440	Intersession Extension Programs
Section 475	Disabled Student Programs and Services (DSPS)
Section 479	To Be Arranged (TBA) Hours
Section 490	Proposition 1D State Bond Funded Projects
Section 491	Proposition 30 Education Protection Account Funds

The District reports no Instructional Service Agreements/Contracts for Apportionment Funding; therefore, the compliance tests within this section were not applicable.

The District reports no Intersession Extension Programs; therefore, the compliance tests within this section were not applicable.

The District reports no attendance within classes subject to the TBA Hours; therefore, the compliance tests within this section were not applicable.

The District did not receive any funding through Proposition 1D State Bond Funded Projects; therefore, the compliance tests within this section were not applicable.


Rancho Cucamonga, California
December 8, 2016

SCHEDULE OF FINDINGS AND QUESTIONED COSTS

MIRACOSTA COMMUNITY COLLEGE DISTRICT

**SUMMARY OF AUDITOR'S RESULTS
FOR THE YEAR ENDED JUNE 30, 2016**

FINANCIAL STATEMENTS

Type of auditor's report issued:	<u>Unmodified</u>
Internal control over financial reporting:	
Material weaknesses identified?	<u>No</u>
Significant deficiencies identified?	<u>None reported</u>
Noncompliance material to financial statements noted?	<u>No</u>

FEDERAL AWARDS

Internal control over major Federal programs:	
Material weaknesses identified?	<u>No</u>
Significant deficiencies identified?	<u>None reported</u>
Type of auditor's report issued on compliance for major Federal programs:	<u>Unmodified</u>
Any audit findings disclosed that are required to be reported in accordance with Section 200.516(a) of the Uniform Guidance?	<u>No</u>

Identification of major Federal programs:

<u>CFDA Numbers</u>	<u>Name of Federal Program or Cluster</u>
<u>84.007, 84.033, 84.063, 84.268</u>	<u>Student Financial Assistance Cluster</u>
<u>17.282</u>	<u>Trade Adjustment Assistance Community College and Career Training (TAACCCT) Grants</u>
<u>17.282</u>	<u>Trade Adjustment Assistance Community College and Career Training (TAACCCT) Grants Program #4</u>

Dollar threshold used to distinguish between Type A and Type B programs:	<u>\$ 750,000</u>
Auditee qualified as low-risk auditee?	<u>Yes</u>

STATE AWARDS

Type of auditor's report issued on compliance for State programs:	<u>Unmodified</u>
---	-------------------

MIRACOSTA COMMUNITY COLLEGE DISTRICT

**FINANCIAL STATEMENT FINDINGS AND RECOMMENDATIONS
FOR THE YEAR ENDED JUNE 30, 2016**

None reported.

MIRACOSTA COMMUNITY COLLEGE DISTRICT

**FEDERAL AWARDS FINDINGS AND QUESTIONED COSTS
FOR THE YEAR ENDED JUNE 30, 2016**

None reported.

MIRACOSTA COMMUNITY COLLEGE DISTRICT

**STATE AWARDS FINDINGS AND QUESTIONED COSTS
FOR THE YEAR ENDED JUNE 30, 2016**

None reported.

MIRACOSTA COMMUNITY COLLEGE DISTRICT

SUMMARY SCHEDULE OF PRIOR AUDIT FINDINGS FOR THE YEAR ENDED JUNE 30, 2016

Except as specified in previous sections of this report, summarized below is the current status of all audit findings reported in the prior year's Schedule of Findings and Questioned Costs.

Financial Statement Findings

None reported.

Federal Awards Findings

None reported.

State Awards Findings

None reported.