

*MiraCosta Community
College District*

2026-2030
Five Year Construction Plan
(2026-2027 First Funding Year)

June 20, 2024

FY2026 - FY2030 FIVE YEAR CAPITAL OUTLAY PLAN
(FY2026 - 2027) FIRST YEAR FUNDING

MiraCosta Community College District

Prepared in reference to the Community College Construction Act of 1980
and
approved on behalf of the local governing board for submission to
the office of the Chancellor, California Community Colleges

Signed _____
Sunita V. Cooke, Ph.D.
(Chief Executive Officer or their designee)
Title _____ Superintendent/President
Date _____ 05/22/2024
Contact _____ Tom Macias
Telephone _____ 760-795-6691

Date Received at Chancellor's Office:

Chancellor's Office Reviewed by:

Notice of Approval



MIRACOSTA COMMUNITY COLLEGE DISTRICT
One Barnard Drive, Oceanside, CA 92056 • (760-757-2121) • Fax (760) 757-8185
Visit us on the Internet: <http://www.miracosta.cc.ca.us>

MIRACOSTA COLLEGE FY 2026-2030 FIVE-YEAR CAPITAL CONSTRUCTION PLAN

The MiraCosta Community College District is comprised of three campuses: Oceanside, San Elijo, and the Community Learning Center. All three campuses work together to form a unified district to serve the needs of the surrounding communities.

A full update to the 2011 Comprehensive Master Plan was completed fall 2015. The purpose of this facilities master plan update was to analyze existing facilities and outline development goals that align with the current and future needs of MiraCosta College as identified in the district's updated Education Master Plan (completed fall 2015). The district's Educational Plan was updated in the Fall 2021. The Facilities Plan is presently undergoing revisions and updates, and it is targeted for a Fall 2024 completion.

To fully understand MiraCosta's needs and issues, a large and diverse set of stakeholders—from the board of trustees to students, from faculty to facilities personnel participated in the facility master plan process through online surveys, workshop discussions, meetings, campus forums and presentations.

The 2016 comprehensive master plan revision identifies the following Institutional Goals:

1. MiraCosta Community College District will become a vanguard educational institution committed to innovation and researched best practices, broad access to higher education, and environmental sustainability.
2. MiraCosta Community College District will become the institution where each student has a high probability of achieving academic success.
3. MiraCosta Community College District will institutionalize effective planning processes through the systematic use of data to make decisions.
4. MiraCosta Community College District will demonstrate high standards of stewardship and fiscal prudence.
5. MiraCosta Community College District will be a conscientious community partner.

The institutional goals are intended to focus the district's decision-making and use of resources and, as such, served as a continued basis for the 2016 facilities master plan update.

The college goals were updated with the Education Plan in 2020 as part of the college's long term planning framework. The new goals approved through the collegial consultation process will be incorporated into the new Facilities Plan in Fall of 2024. Based on the updated Educational Master Plan, institutional goals, and the facilities assessments, district leadership identified, in no particular order, for this 2016 Facilities Master Plan to address the following priorities:

Highest Priority

- 21st Century Learning Environments
- Meeting/Study/Gathering Space
- Adjacencies
- Office/Work Environment
- Parking
- Infrastructure
- Building Systems
- Safety and Security
- Eliminate nonfunctional space.
- Improve efficient/utilization of facilities.
- Right size the campus to address programmatic needs.
- Enhance the campus environment.
- Develop the path to sustainability

High Priority

- Outdoor Workspace
- Space Utilization
- Identity
- Athletics/Gym
- Sustainability
- Replacement of Temporary Buildings

In 2020 the district adopted the Long-term Planning Framework which updated Institutional Goals. The updated Long-term Planning Framework goals are:

1. MiraCosta College will provide equitable access, enhance student success and close equity gaps by deploying strategies that meet students where they are, create community, and dismantle systems of inequity.
2. MiraCosta College will meet identified external community needs by collaborating with community and industry partners to develop strategies that provide workforce solutions, prepare students to be active global citizens, and provide opportunities for cultural educational enrichment.
3. MiraCosta College will foster academic excellence by strategically developing a culturally competent, adaptive, innovative and relevant teaching and learning environment; co-curricular activities that bridge classroom learning and real-world experience; and intentional professional development for the college community that is responsive to a changing world.
4. MiraCosta College will demonstrate responsible stewardship and sustainability of college and community resources by deploying strategies that invest in our employees to reach their full potential, maintain a sustainable and transparent financial model, and reduce the environmental impact of our physical resources.

The framework goals are braided with the California Community Colleges Vision 2030 action plan goals that provides focus, equity, and direction to all California Community Colleges. The 3 Vision 2030 Plan goals are:

1. Equity in Success
2. Equity in Access
3. Equity in support

In November 2016, the district successfully passed the general obligation bond Measure MM. This measure has provided the district with \$455M in addition to district capital construction and state scheduled maintenance funds to implement the projects identified in the revised 2016 Facilities Master Plan. The results of this extensive investigative and collaborative project planning process are documented in the following project list.

**MIRACOSTA COLLEGE FY 2025-2029
FIVE-YEAR CAPITAL CONSTRUCTION PLAN PROJECTS**

COMMUNITY LEARNING CENTER CAMPUS (CLC)

Solar Project

Installation of renewable electrical power generation equipment and infrastructure including a 189 KW mixed Carport and Rooftop solar array at the CLC site to meet the district's sustainability objectives, and to comply with requirements for utilization of electrical power generated by renewable resources. Solar array carport to be located in the southern parking lot

Budget: \$1,500,000

Occupy Year: 2024-25

Gross Square Feet: TBD

OCEANSIDE CAMPUS (OCN)

Building 1300 New Chemistry & Biotechnology

The new design-build Chemistry & Biotechnology building will provide a state-of-the-art science facility for 21st century learning science environments. As the biotechnology program continues to expand, the building will provide a new, larger home for the program. Also included in the preliminary program are new chemistry labs and 40-person, flexible classrooms. The building design has resulted in a two-story building over a site grade change.

Budget: \$46,921,154

Occupy Year: 2024-25

Gross Square Feet: 23,391

Reno Bldg. 3000 Services Consolidation Design/Buildings 3000-3400/3700

This design-build project includes the demolition of buildings 3000, 3100, 3200, and 3300 and the construction of a new instructional building to replace those aging facilities. The proposed new building will create a communications hub, social justice and equity center to provide 21st century learning environments, including classrooms, conference rooms, quiet and active study spaces, collaboration spaces, as well as additional faculty office space. The project also includes a major renovation to Buildings 3400 and 3700, including complete renovation of interiors including reconfiguring interior partitions, finishes, and FF&E (furniture, fixtures, and equipment), major renovation of building systems, substantial impact to building envelope and roof, restroom and accessibility upgrades, additional student spaces at vacated art gallery, and interior and exterior accessibility upgrades.

Budget: \$69,346,329

Occupy Year: 2025-26

Gross Square Feet: 49,588

OCEANSIDE CAMPUS (OCN) CONTINUED

Building 2800 Media Arts Complex

The new design-build Media Arts Complex will house a wide variety of functions, serving the students of the arts hub and the campus, including the art gallery, student study spaces, faculty offices, the media arts labs, a coffee cart type element, and locations for exterior art display. It will serve as the main student resources space for the arts hub, providing dedicated student-friendly study and collaboration spaces. In addition to the new building, there are additional geotechnical slope repairs and the addition of a new ADA accessible bus stop that will be included in this project.

Budget: \$25,859,673

Occupy Year: 2024-25

Gross Square Feet: 10,471

Reno Building 4500 Science

Major renovations will convert existing Chemistry labs and associated support spaces to new labs for the Physical and Earth Science programs. The project will include upgrades of all remaining science labs, accessibility upgrades, and the replacement of aging air handling units as well as mechanical, electrical, and plumbing (MEP) upgrades.

Budget: \$35,543,062

Occupy Year: 2026-2027

Gross Square Feet: 20,565

All Campus - Security Infrastructure Project

This project will cover the installation of an integrated security camera system across the San Elijo, Community Learning Center and Oceanside campuses in public areas. Once cameras and systems have been installed in public areas, it will be a significant first step in creating a standardized system for video security.

Budget: \$703,000

Occupy Year: 2024-25

Gross Square Feet: N/A

Professional Development (Building 4700)

This project will renovate the existing building area to create a permanent location for the comprehensive Professional Development program of MiraCosta College. A portion of these services support comprehensive professional development of all employees across MiraCosta College. This service is currently housed in a temporary trailer location.

Budget: \$3,766,462

Occupy Year: 2025-26

Gross Square Feet: N/A

OCEANSIDE CAMPUS (OCN) CONTINUED

Solar Project

Installation of renewable electrical power generation equipment and infrastructure including a 2.8MW car port style solar array at the Oceanside campus to meet the district's sustainability objectives, and to comply with requirements for utilization of electrical power generated by renewable resources. Solar array car ports to be located in parking lot 5A and parking lot 4C.

Budget: \$16,000,000

Occupy Year: 2024-25

Gross Square Feet: tbd

Signage and Wayfinding Implementation

This project will include implementation of signage and wayfinding throughout the Oceanside campus. This is planned to include a refresh of building interior and exterior signage, wayfinding signage around campus, and signage to support vehicular traffic.

Budget: \$4,000,000

Occupy Year: 2024-25

Gross Square Feet: tbd

SAN ELIJO CAMPUS (SAN)

Miscellaneous Enhancements Project

This project includes connecting it into a new reclaimed water system provided by Olivenhain Municipal Water District. This reclaim water will be carried on to the property to tie into the campus irrigation system.

Budget: \$1,312,616

Occupy Year: 2024-25

Gross Square Feet: 1,595

Path of Travel Project

This project will connect the San Elijo campus to the public sidewalk along Manchester Ave. This will create connectivity to the local community and provide a path of travel that is compliant with the Americans with Disabilities Act.

Budget: \$486,483

Occupy Year: 2024-25

Gross Square Feet: n/a

Solar Project

Installation of renewable electrical power generation equipment and infrastructure including a 371 KW car port style solar array at the San Elijo campus to meet the district's sustainability objectives, and to comply with requirements for utilization of electrical power generated by renewable resources. Arrays will be in the western portion of the parking lot and adjacent to campus.

Budget: \$2,000,000

Occupy Year: 2024-25

Square Feet: TBD

STATUS OF CEQA COMPLIANCE

The environmental impact report (EIR) was determined necessary for the Oceanside campus only. The San Elijo campus and the Community Learning Center were both designated to be exempt under California Environmental Quality Act (CEQA). The EIR for the Oceanside campus was originally approved by the board on April 19, 2018, and amended on May 14, 2020, which covers all Measure MM projects that are outlined in the 2016 Facilities Master Plan. The district remains extremely sensitive to environmental issues and constructs & operates its facilities in conformance with all environmental laws and regulations. Additionally, the San Elijo campus must conform to permit conditions set by the California Coastal Commission. All projects constructed in the district are constructed in compliance with CEQA.

FUSION

Inventory of Land

Planning

MiraCosta Community College District (50)

List the address and acreage of every land unit owned by the district (Education Code 81821 ((b)3)). Please identify all locations, both on-campus and off-campus, grouped according to their "parent" institution. In the event the list is long or complicated, please substitute copies of college bulletins or other notices to the public which display similar information. The list should be current as of October the prior year.

Address	Acres
Community Learning Center 1831 Mission Avenue Oceanside, CA 92058	7.6
Oceanside Campus One Barnard Drive Oceanside, CA 92056	121.5
San Elijo Center 3333 Manchester Avenue Cardiff, CA 92007	48
Total Acreage:	177.1

Legislative Districts

Campus	Assembly	Senate	House
MiraCosta College (Oceanside Campus)	74	38	49
San Elijo Center	77	38	49
Community Learning Center	74	38	49

FUSION

Instructional Delivery Load

Planning

MiraCosta Community College District (50)

Address

Audeo Charter School

3821 Plaza Drive, Ste. 402
Oceanside, CA 92056

Canyon Crest Academy

5951 E. Village Center Loop Rd
San Diego, CA 92130

Carlsbad City Library Lrn Ctr

3368 Eureka Pl
Carlsbad, CA 92008

Carlsbad High School

3557 Monroe Street
Carlsbad, CA 92008

Carmel Valley Middle School

3800 Mykonos Ln
San Diego, CA 92130

Cathedral Catholic High School

5555 Del Mar Heights Rd
San Diego, CA 92130

Community Learning Center

1831 Mission Avenue
Oceanside, CA 92058

Country Club Senior Center

455 Country Club Ln
Oceanside, CA 92054

El Camino High School

400 Rancho Del Oro
Oceanside, CA 92057

El Corazon Senior Center

3302 Senior Center Dr.
Oceanside, CA 92056

Jefferson Elementary School

3743 Jefferson St.
Carlsbad, CA 92008

La Costa Canyon High School

One Maverick Way
Carlsbad, CA 92009

Libby Elementary School

423 W. Redondo Dr
Oceanside, CA 92057

Mission Vista High School

1306 Melrose Dr
Oceanside, CA 92057

Mt. Carmel High School

9550 Carmel Mountain Rd.
San Diego, CA 92129

Oak Creek Middle School

675 Balour Dr
Encinitas, CA 92024

Oceanside Campus

One Barnard Drive
Oceanside, CA 92056

Oceanside High School

1 Pirates Cove Way
Oceanside, CA 92054

Poway High School

15500 Espola Road
Poway, CA 92064

San Dieguito Academy

800 Santa Fe Drive
Encinitas, CA 92024

San Elijo Center

3333 Manchester Avenue
Cardiff, CA 92007

Surfside Educational Academy

1125 Ditmar Street
Oceanside, CA 92054

Technology Career Institute

2075 Las Palmas Drive
Carlsbad, CA 92011

Torrey Pines High School

3170 Del Mar Heights Road
San Diego, CA 92130

FUSION

District Projects Priority Order (2024-2030)

Planning

MiraCosta Community College District (50)

No. Project	Campus	Source	Total Cost	Schedule of Funds					
				2024-25	2025-26	2026-27	2027-28	2028-29	2029-30
1 CLC - Solar Project									
Community Learning Center									
Occupancy: 2024-25		STATE:	\$0						
Net ASF: 0		DISTRICT:	\$1,500,000						
2 Building 1300 New Chemistry and Biotechnology									
MiraCosta College (Oceanside Campus)									
Occupancy: 2024-25		STATE:	\$0						
Net ASF: 14,400		DISTRICT:	\$46,921,154						
3 Reno Bldg 3000 Services Consolidation Design/Buildings 3000-3400/3700									
MiraCosta College (Oceanside Campus) Phase EA									
Occupancy: 2025-26		STATE:	\$0	\$0					
Net ASF: 0		DISTRICT:	\$69,346,329	\$6,934,329					
4 Building 2800 Media Arts Complex									
MiraCosta College (Oceanside Campus)									
Occupancy: 2024-25		STATE:	\$0						
Net ASF: 7,330		DISTRICT:	\$25,859,673						
5 Renovate Building 4500 Science									
MiraCosta College (Oceanside Campus) Phase E									
Occupancy: 2026-27		STATE:	\$0	\$0					
Net ASF: -254		DISTRICT:	\$35,543,061	\$917,800					
6 All Campus - Security Infrastructure Project									
MiraCosta College (Oceanside Campus) Phase C									
Occupancy: 2024-25		STATE:	\$0	\$0					
Net ASF: 0		DISTRICT:	\$703,000	\$658,000					
7 Professional Development (Building 4700)									
MiraCosta College (Oceanside Campus)									
Occupancy: 2025-26		STATE:	\$0						
Net ASF: 0		DISTRICT:	\$3,766,462						
8 OC - Solar Project									
MiraCosta College (Oceanside Campus) Phase C									
Occupancy: 2024-25		STATE:	\$0	\$0					
Net ASF: 0		DISTRICT:	\$16,000,000	\$14,400,000					
9 Signage and Wayfinding Implementation									
MiraCosta College (Oceanside Campus) Phase C									
Occupancy: 2024-25		STATE:	\$0	\$0					
Net ASF: 0		DISTRICT:	\$4,000,000	\$3,600,000					
10 Miscellaneous Enhancements Project									
San Elijo Center Phase C									
Occupancy: 2024-25		STATE:	\$0	\$0					
Net ASF: -1		DISTRICT:	\$1,312,616	\$1,181,354					
11 Path of Travel Project									
San Elijo Center Phase C									
Occupancy: 2024-25		STATE:	\$0	\$0					
Net ASF: 0		DISTRICT:	\$486,483	\$456,483					
12 San Elijo - Solar Project									
San Elijo Center Phase C									
Occupancy: 2024-25		STATE:	\$0	\$0					
Net ASF: 0		DISTRICT:	\$2,000,000	\$1,900,000					

GRAND TOTALS		2024-25	2025-26	2026-27	2027-28	2028-29	2029-30	2030-31
STATE:		\$0	\$0	\$0	\$0	\$0	\$0	\$0
DISTRICT:	\$207,438,778	\$30,047,966	\$0	\$0	\$0	\$0	\$0	\$0

FUSION

District Capacity/Load Ratios

Planning

MiraCosta Community College District (50)

District Lecture Capacity/Load Ratio

No.	Project	Lect ASF	WSCH	Occupancy	2025-26	2026-27	2027-28	2028-29	2029-30	2030-31	2031-32
2	Building 1300 New Chemistry and Biotechnology										
		2,000	3,170	2024-25							
	MiraCosta College (Oceanside Campus)										
4	Building 2800 Media Arts Complex										
		1,900	3,011	2024-25							
	MiraCosta College (Oceanside Campus)										
3	Reno Bldg 3000 Services Consolidation Design/Buildings 3000-3400/3700										
		0	0	2025-26	103,893						
	MiraCosta College (Oceanside Campus)				121%						
Lecture Summary / Totals					2025-26	2026-27	2027-28	2028-29	2029-30	2030-31	2031-32
	Lecture ASF	Actual*/Projected WSCH			85,548	88,010	90,511	93,053	95,202	95,760	96,321
	61,656	Cumulative Capacity			103,893	103,893	103,893	103,893	103,893	103,893	103,893
		Capacity/Load Ratio			121%	118%	115%	112%	109%	108%	108%

FUSION

District Capacity/Load Ratios

Planning

MiraCosta Community College District (50)

District Lab Capacity/Load Ratio

No. Project	Lab ASF	WSCH	Occupancy	2025-26	2026-27	2027-28	2028-29	2029-30	2030-31	2031-32
2 Building 1300 New Chemistry and Biotechnology	10,000	4,073	2024-25							
MiraCosta College (Oceanside Campus)										
4 Building 2800 Media Arts Complex	5,000	1,946	2024-25							
MiraCosta College (Oceanside Campus)										
7 Professional Development (Building 4700)	0	0	2025-26	49,807						
MiraCosta College (Oceanside Campus)				114%						
5 Renovate Building 4500 Science	-209	92	2026-27		49,899					
MiraCosta College (Oceanside Campus)					112%					
Lab Summary / Totals				2025-26	2026-27	2027-28	2028-29	2029-30	2030-31	2031-32
Lab ASF	Actual*/Projected WSCH			43,737	44,451	45,159	45,860	46,921	47,195	47,471
111,711	Cumulative Capacity			49,807	49,807	49,899	49,899	49,899	49,899	49,899
	Capacity/Load Ratio			114%	112%	110%	109%	106%	106%	105%

FUSION

District Capacity/Load Ratios

Planning

MiraCosta Community College District (50)

District Office Capacity/Load Ratio

No.	Project	Off ASF	FTE	Occupancy	2025-26	2026-27	2027-28	2028-29	2029-30	2030-31	2031-32
2	Building 1300 New Chemistry and Biotechnology										
		1,400	8	2024-25							
	MiraCosta College (Oceanside Campus)										
3	Reno Bldg 3000 Services Consolidation Design/Buildings 3000-3400/3700										
		0	0	2025-26	496						
	MiraCosta College (Oceanside Campus)				109%						
7	Professional Development (Building 4700)										
		0	0	2025-26	496						
	MiraCosta College (Oceanside Campus)				109%						
5	Renovate Building 4500 Science										
		-45	0	2026-27		496					
	MiraCosta College (Oceanside Campus)					107%					
Office Summary / Totals					2025-26	2026-27	2027-28	2028-29	2029-30	2030-31	2031-32
	Office ASF	Actual*/Projected FTE			453	463	474	484	491	498	505
	87,975	Cumulative Capacity			496	496	496	496	496	496	496
		Capacity/Load Ratio			109%	107%	105%	102%	101%	100%	98%

FUSION

District Capacity/Load Ratios

Planning

MiraCosta Community College District (50)

District Library Capacity/Load Ratio

No.	Project	Lib ASF	Occupancy	2025-26	2026-27	2027-28	2028-29	2029-30	2030-31	2031-32
3	Reno Bldg 3000 Services Consolidation Design/Buildings 3000-3400/3700	0	2025-26	29,231						
	MiraCosta College (Oceanside Campus)			62%						
Library Summary / Totals				2025-26	2026-27	2027-28	2028-29	2029-30	2030-31	2031-32
	Library ASF	Actual*/Projected ASF		46,937	47,113	47,290	47,469	47,651	47,831	48,014
	29,231	Cumulative Capacity		29,231	29,231	29,231	29,231	29,231	29,231	29,231
		Capacity/Load Ratio		62%	62%	62%	62%	61%	61%	61%

FUSION

Load Distribution & Staff Forecast

Planning

MiraCosta Community College District (50)

District Load Distribution

	Instructional Staff FTE	Total Campus WSCH	Off-Campus WSCH	On-Campus WSCH	P.E. Laboratory WSCH	On-Campus Lecture WSCH	On-Campus Laboratory
Actual Fall							
2022	452	122,964	87,847	35,117	970	22,240	11,908
2023	435	126,046	86,479	39,567	1,021	26,829	11,718
Forecast							
2024	443	129,163	1,821	127,342	1,196	83,126	43,020
2025	453	132,310	1,826	130,484	1,199	85,548	43,737
2026	463	135,490	1,829	133,661	1,201	88,010	44,451
2027	474	138,703	1,831	136,872	1,202	90,511	45,159
2028	484	141,948	1,831	140,117	1,202	93,053	45,860
2029	491	145,227	1,873	143,354	1,230	95,202	46,921
2030	498	146,077	1,884	144,193	1,237	95,760	47,195

FUSION

Load Distribution & Staff Forecast

Planning

MiraCosta Community College District (50)

Instructional Load by Campus

WSCH Distributed to Campuses or Other Locations

	Actual Fall			Forecast						
	2021	2022	2023	2024	2025	2026	2027	2028	2029	2030
Community Learning Center										
	61	1,599	2,344	2,583	2,646	2,710	2,774	2,839	2,905	2,922
MiraCosta College (Oceanside Campus)										
	121,999	117,160	118,774	121,413	121,725	121,941	122,059	122,075	124,895	125,626
San Elijo Center										
	-	4,205	4,928	5,167	7,939	10,839	13,870	17,034	17,427	17,529
Total	122,060	122,964	126,046	129,163	132,310	135,490	138,703	141,948	145,227	146,077

FUSION

Load Distribution & Staff Forecast

Planning

MiraCosta Community College District (50)

Total District Library Load

(a)	Total Day-Graded (b)	Number of Campuses (c)	Initial ASF (3,795/Camp) (d)	First 3,000 Day Graded (3.83/DG) (e)	Between 3k - 9k (3.39/DG) (f)	Above 9,000 (2.94/DG) (g)	Total ASF (d+e+f+g)
Forecast							
2024	10,206	3	11,385	11,490	20,340	3,546	46,761
2025	10,266	3	11,385	11,490	20,340	3,722	46,937
2026	10,326	3	11,385	11,490	20,340	3,898	47,113
2027	10,387	3	11,385	11,490	20,340	4,078	47,293
2028	10,447	3	11,385	11,490	20,340	4,254	47,469
2029	10,509	3	11,385	11,490	20,340	4,436	47,651
2030	10,569	3	11,385	11,490	20,340	4,613	47,828

FUSION

Load Distribution & Staff Forecast

Planning

Library Load by Campus or Location

	Forecast						
	2024	2025	2026	2027	2028	2029	2030
Community Learning Center							
	0	0	0	0	0	0	0
	0%	0%	0%	0%	0%	0%	0%
MiraCosta College (Oceanside Campus)							
	44,891	44,121	43,344	42,561	41,773	41,933	42,091
	96%	94%	92%	90%	88%	88%	88%
San Elijo Center							
	1,870	2,816	3,769	4,729	5,696	5,718	5,740
	4%	6%	8%	10%	12%	12%	12%
Total	46,761	46,937	47,113	47,290	47,469	47,651	47,831

FUSION

Load Distribution & Staff Forecast

Planning

MiraCosta Community College District (50)

Total District AV, Radio, TV Load

(a)	Total Day-Graded (b)	Number of Campuses (c)	Initial ASF (3,500/Camp) (d)	First 3,000 Day Graded (1.50/DG) (e)	Between 3k - 9k (0.75/DG) (f)	Above 9,000 (0.25/DG) (g)	Total ASF (d+e+f+g)
Forecast							
2024	10,206	3	10,500	4,500	4,500	302	19,802
2025	10,266	3	10,500	4,500	4,500	317	19,817
2026	10,326	3	10,500	4,500	4,500	332	19,832
2027	10,387	3	10,500	4,500	4,500	347	19,847
2028	10,447	3	10,500	4,500	4,500	362	19,862
2029	10,509	3	10,500	4,500	4,500	377	19,877
2030	10,569	3	10,500	4,500	4,500	392	19,892

FUSION

Load Distribution & Staff Forecast

Planning

AV, Radio, TV Load by Campus or Location

	Forecast						
	2024	2025	2026	2027	2028	2029	2030
Community Learning Center							
	0	0	0	0	0	0	0
	0%	0%	0%	0%	0%	0%	0%
MiraCosta College (Oceanside Campus)							
	19,010	18,628	18,245	17,862	17,479	17,492	17,506
	96%	94%	92%	90%	88%	88%	88%
San Elijo Center							
	792	1,189	1,587	1,985	2,383	2,385	2,387
	4%	6%	8%	10%	12%	12%	12%
Total	19,802	19,817	19,832	19,847	19,862	19,877	19,893

Oceanside Campus

1 Barnard Drive, Oceanside, CA 92056 ▶ 760.757.2121 ▶ miracosta.edu

View Campus Map on Your Phone



MiraCosta College Locations




Directory

Bldg. #	Bldg. #	Bldg. #
Admissions & Records.....3300	Enrollment Information.....3300	Proctoring Center.....3300
Art.....2100, 2200, 2300	EOPS.....3000	Public Information Office.....1000
Art Gallery.....3400	Facilities Department.....4200	Purchasing.....T600
Associate Faculty Office.....4606	Financial Aid/Scholarships.....3000	School Relations/Diversity Outreach...3400
Associated Students.....3400	Gymnasium.....5200	Service Learning.....3300
Athletics.....5200	Health Services.....3300	Shipping/Receiving.....6100
Automotive Technology.....4000	Horticulture.....7000	STEM & Math Learning Centers.....1000
Biotechnology.....4050	Human Resources/Payroll.....1000	Strong Workforce.....T560
Board Room.....T200	Institutional Advancement.....1000	Student Accessibility Services (SAS).....3000
Bookstore.....3400	Institutional Research.....1000	Student Accounts/Cashier.....3200
Business/Fiscal Services.....1000	Instructional Services.....1000	Student Center.....3400
Cafeteria.....3400	International Education.....3400	Student Life & Leadership.....3400
CalWORKs.....3000	Lactation Room.....T305A	Testing Office.....3300
Career Center.....4700	Language Lab.....4701	Theatre.....2000
Child Development Center.....8000	Library & Information Hub.....T220	Theatre Studio.....2700
College Police.....1100	Lost & Found.....1100	Little Theatre.....3601
Concert Hall.....2400	Musical.....2200, 2300	Transfer Center.....3700
Counseling.....3700	Nursing/Allied Health.....4400	Tutoring.....1000
Dance Studio.....2700	Open Computer Lab.....T210	Veterans Services.....T100
Development & Foundation.....1000	Parking Permits.....1100	Wellness Center.....5300
Driver Education.....T510	President, Office of the.....1000	Writing Center.....1000
English Language Institute.....T510, T520	Printing Services.....3400	

Certification of Inventory for Fiscal Year: 2023 - 2024

Campus Name: **MiraCosta College (Oceanside Campus)**
Certified ASF: **294,887**
Certified OGSF: **424,477**

District Approval



Authorized Signature

05/13/2024
Date

Tim Flood, Vice President Admin. Services
Printed Name

State Approval



Authorized Signature

5/17/2024
Date

Included:

(2) Signed Copies of Report 17 Certification Sheet if the submission was not certified and submitted electronically by the CBO.

FUSION

Campus Capacity/Load Ratios

Planning

MiraCosta Community College District (050)

MiraCosta College (Oceanside Campus) (051)

Campus Lecture Capacity/Load Ratio

No. Project	Lect ASF	WSCH	Occupancy	2025-26	2026-27	2027-28	2028-29	2029-30	2030-31	2031-32
2 Building 1300 New Chemistry and Biotechnology										
	2,000	3,170	2024-25							
MiraCosta College (Oceanside Campus)										
4 Building 2800 Media Arts Complex										
	1,900	3,011	2024-25							
MiraCosta College (Oceanside Campus)										
3 Reno Bldg 3000 Services Consolidation Design/Buildings 3000-3400/3700										
	0	0	2025-26	59,926						
MiraCosta College (Oceanside Campus)										
				78%						
Lecture Summary / Totals				2025-26	2026-27	2027-28	2028-29	2029-30	2030-31	2031-32
Lecture ASF	Actual*/Projected WSCH			76,736	76,872	76,946	76,956	78,734	79,195	79,659
33,913	Cumulative Capacity			59,926	59,926	59,926	59,926	59,926	59,926	59,926
	Capacity/Load Ratio			78%	78%	78%	78%	76%	76%	75%

FUSION

Campus Capacity/Load Ratios

Planning

MiraCosta Community College District (050)
MiraCosta College (Oceanside Campus) (051)

Campus Lab Capacity/Load Ratio

No. Project	Lab ASF	WSCH	Occupancy	2025-26	2026-27	2027-28	2028-29	2029-30	2030-31	2031-32
2 Building 1300 New Chemistry and Biotechnology										
	10,000	4,073	2024-25							
MiraCosta College (Oceanside Campus)										
4 Building 2800 Media Arts Complex										
	5,000	1,946	2024-25							
MiraCosta College (Oceanside Campus)										
7 Professional Development (Building 4700)										
	0	0	2025-26	40,294						
MiraCosta College (Oceanside Campus)				96%						
5 Renovate Building 4500 Science										
	-209	92	2026-27		40,386					
MiraCosta College (Oceanside Campus)					96%					
Lab Summary / Totals				2025-26	2026-27	2027-28	2028-29	2029-30	2030-31	2031-32
Lab ASF	Actual*/Projected WSCH			41,965	42,039	42,080	42,085	43,058	43,310	43,563
87,860	Cumulative Capacity			40,294	40,294	40,386	40,386	40,386	40,386	40,386
	Capacity/Load Ratio			96%	96%	96%	96%	94%	93%	93%

FUSION

Campus Capacity/Load Ratios

Planning

MiraCosta Community College District (050)
MiraCosta College (Oceanside Campus) (051)

Campus Office Capacity/Load Ratio

No. Project	Off ASF	FTE	Occupancy	2025-26	2026-27	2027-28	2028-29	2029-30	2030-31	2031-32
2 Building 1300 New Chemistry and Biotechnology										
	1,400	8	2024-25							
MiraCosta College (Oceanside Campus)										
3 Reno Bldg 3000 Services Consolidation Design/Buildings 3000-3400/3700										
	0	0	2025-26	396						
MiraCosta College (Oceanside Campus)										
				95%						
7 Professional Development (Building 4700)										
	0	0	2025-26	396						
MiraCosta College (Oceanside Campus)										
				95%						
5 Renovate Building 4500 Science										
	-45	0	2026-27		396					
MiraCosta College (Oceanside Campus)										
					94%					
Office Summary / Totals				2025-26	2026-27	2027-28	2028-29	2029-30	2030-31	2031-32
Office ASF	Actual*/Projected FTE			415	420	425	430	435	440	445
67,842	Cumulative Capacity			396	396	396	396	396	396	396
	Capacity/Load Ratio			95%	94%	93%	92%	91%	90%	89%

FUSION

Campus Capacity/Load Ratios

Planning

MiraCosta Community College District (050)
MiraCosta College (Oceanside Campus) (051)

Campus Library Capacity/Load Ratio

No. Project		Lib ASF	Occupancy	2025-26	2026-27	2027-28	2028-29	2029-30	2030-31	2031-32
3 Reno Bldg 3000 Services Consolidation Design/Buildings 3000-3400/3700										
		0	2025-26	22,587						
MiraCosta College (Oceanside Campus)				51%						
Library Summary / Totals				2025-26	2026-27	2027-28	2028-29	2029-30	2030-31	2031-32
Library ASF	Actual*/Projected ASF			44,121	43,344	42,561	41,773	41,933	42,091	42,252
22,587	Cumulative Capacity			22,587	22,587	22,587	22,587	22,587	22,587	22,587
	Capacity/Load Ratio			51%	52%	53%	54%	54%	54%	53%

FUSION

Campus Capacity/Load Ratios

Planning

MiraCosta Community College District (050)

MiraCosta College (Oceanside Campus) (051)

Campus AV/TV Capacity/Load Ratio

No. Project	AV/TV ASF Occupancy	2025-26	2026-27	2027-28	2028-29	2029-30	2030-31	2031-32
-------------	---------------------	---------	---------	---------	---------	---------	---------	---------

AV/TV Summary / Totals		2025-26	2026-27	2027-28	2028-29	2029-30	2030-31	2031-32
AV/TV ASF	Actual*/Projected ASF	18,628	18,245	17,862	17,478	17,492	17,505	17,519
2,073	Cumulative Capacity	2,073	2,073	2,073	2,073	2,073	2,073	2,073
	Capacity/Load Ratio	11%	11%	12%	12%	12%	12%	12%

FUSION

Load Distribution & Staff Forecast

Planning

MiraCosta Community College District (050)
MiraCosta College (Oceanside Campus) (051)

Campus Load Distribution

	Instructional Staff FTE	Total Campus WSCH	Off-Campus WSCH	On-Campus WSCH	P.E. Laboratory WSCH	On-Campus Lecture WSCH	On-Campus Laboratory
Actual Fall							
2022	384	117,160	87,847	29,313	970	17,878	10,465
2023	405	118,774	86,479	32,295	1,021	21,340	9,934
Forecast							
2024	410	121,413	1,821	119,592	1,196	76,539	41,857
2025	415	121,725	1,826	119,899	1,199	76,736	41,965
2026	420	121,941	1,829	120,112	1,201	76,872	42,039
2027	425	122,059	1,831	120,228	1,202	76,946	42,080
2028	430	122,075	1,831	120,244	1,202	76,956	42,085
2029	435	124,895	1,873	123,022	1,230	78,734	43,058
2030	440	125,626	1,884	123,742	1,237	79,195	43,310

FUSION

Load Distribution & Staff Forecast

Planning

MiraCosta Community College District (050)
MiraCosta College (Oceanside Campus) (051)

FTE Instruction Staff Worksheet - Fall 2024

College Instructional Staff, Fall Term. Included are all certificated staff for day, extended day, and adult education except those whose office is located off-campus.

Staff Type (a)	Total Certificated Instructional and Statutory Staff FTE (b)	Non-Instructional Portion of FTE (c)	Net Total Instructional and Statutory Staff FTE (b-c)
Instructor	361	0	361
Counselor Include certified special program coordinators, economic opportunity program, coordinators, statutory and Title 5 required staff, et. al.	31	0	31
Department Administrator	18	0	18
Librarian Include certificated director of audio/visual, et. al.	4	4	0
Institutional Administrator Include certificated persons with responsibilities covering the entire institution, such as Superintendent, Assistant Superintendent, President, Dean of Instruction, Director of Data Processing, et. al.	5	5	0
Projected 2024 Totals	419	9	410

Column (b) is the total number of Column (a) distributed to categories

Column (c) is the fraction of time express as Full-Time Equivalentents devoted to noninstructional work.

Counselors, department administrators, and statutorily required staff are counted as if they had no noninstructional duties.

FUSION

Load Distribution & Staff Forecast

Planning

MiraCosta Community College District (050)
MiraCosta College (Oceanside Campus) (051)

FTE Instruction Staff Worksheet - Fall 2025

College Instructional Staff, Fall Term. Included are all certificated staff for day, extended day, and adult education except those whose office is located off-campus.

Staff Type (a)	Total Certificated Instructional and Statutory Staff FTE (b)	Non-Instructional Portion of FTE (c)	Net Total Instructional and Statutory Staff FTE (b-c)
Instructor	366	0	366
Counselor Include certified special program coordinators, economic opportunity program, coordinators, statutory and Title 5 required staff, et. al.	31	0	31
Department Administrator	18	0	18
Librarian Include certificated director of audio/visual, et. al.	4	4	0
Institutional Administrator Include certificated persons with responsibilities covering the entire institution, such as Superintendent, Assistant Superintendent, President, Dean of Instruction, Director of Data Processing, et. al.	5	5	0
Projected 2025 Totals	424	9	415

Column (b) is the total number of Column (a) distributed to categories

Column (c) is the fraction of time express as Full-Time Equivalentents devoted to noninstructional work.

Counselors, department administrators, and statutorily required staff are counted as if they had no noninstructional duties.

FUSION

Load Distribution & Staff Forecast

Planning

MiraCosta Community College District (050)
MiraCosta College (Oceanside Campus) (051)

FTE Instruction Staff Worksheet - Fall 2026

College Instructional Staff, Fall Term. Included are all certificated staff for day, extended day, and adult education except those whose office is located off-campus.

Staff Type (a)	Total Certificated Instructional and Statutory Staff FTE (b)	Non-Instructional Portion of FTE (c)	Net Total Instructional and Statutory Staff FTE (b-c)
Instructor	371	0	371
Counselor Include certified special program coordinators, economic opportunity program, coordinators, statutory and Title 5 required staff, et. al.	31	0	31
Department Administrator	18	0	18
Librarian Include certificated director of audio/visual, et. al.	4	4	0
Institutional Administrator Include certificated persons with responsibilities covering the entire institution, such as Superintendent, Assistant Superintendent, President, Dean of Instruction, Director of Data Processing, et. al.	5	5	0
Projected 2026 Totals	429	9	420

Column (b) is the total number of Column (a) distributed to categories

Column (c) is the fraction of time express as Full-Time Equivalentents devoted to noninstructional work.

Counselors, department administrators, and statutorily required staff are counted as if they had no noninstructional duties.

FUSION

Load Distribution & Staff Forecast

Planning

MiraCosta Community College District (050)
MiraCosta College (Oceanside Campus) (051)

FTE Instruction Staff Worksheet - Fall 2027

College Instructional Staff, Fall Term. Included are all certificated staff for day, extended day, and adult education except those whose office is located off-campus.

Staff Type (a)	Total Certificated Instructional and Statutory Staff FTE (b)	Non-Instructional Portion of FTE (c)	Net Total Instructional and Statutory Staff FTE (b-c)
Instructor	376	0	376
Counselor Include certified special program coordinators, economic opportunity program, coordinators, statutory and Title 5 required staff, et. al.	31	0	31
Department Administrator	18	0	18
Librarian Include certificated director of audio/visual, et. al.	4	4	0
Institutional Administrator Include certificated persons with responsibilities covering the entire institution, such as Superintendent, Assistant Superintendent, President, Dean of Instruction, Director of Data Processing, et. al.	5	5	0
Projected 2027 Totals	434	9	425

Column (b) is the total number of Column (a) distributed to categories

Column (c) is the fraction of time express as Full-Time Equivalentents devoted to noninstructional work.

Counselors, department administrators, and statutorily required staff are counted as if they had no noninstructional duties.

FUSION

Load Distribution & Staff Forecast

Planning

MiraCosta Community College District (050) MiraCosta College (Oceanside Campus) (051)

FTE Instruction Staff Worksheet - Fall 2028

College Instructional Staff, Fall Term. Included are all certificated staff for day, extended day, and adult education except those whose office is located off-campus.

Staff Type (a)	Total Certificated Instructional and Statutory Staff FTE (b)	Non-Instructional Portion of FTE (c)	Net Total Instructional and Statutory Staff FTE (b-c)
Instructor	381	0	381
Counselor Include certified special program coordinators, economic opportunity program, coordinators, statutory and Title 5 required staff, et. al.	31	0	31
Department Administrator	18	0	18
Librarian Include certificated director of audio/visual, et. al.	4	4	0
Institutional Administrator Include certificated persons with responsibilities covering the entire institution, such as Superintendent, Assistant Superintendent, President, Dean of Instruction, Director of Data Processing, et. al.	5	5	0
Projected 2028 Totals	439	9	430

Column (b) is the total number of Column (a) distributed to categories

Column (c) is the fraction of time express as Full-Time Equivalentents devoted to noninstructional work.

Counselors, department administrators, and statutorily required staff are counted as if they had no noninstructional duties.

FUSION

Load Distribution & Staff Forecast

Planning

MiraCosta Community College District (050)
MiraCosta College (Oceanside Campus) (051)

FTE Instruction Staff Worksheet - Fall 2029

College Instructional Staff, Fall Term. Included are all certificated staff for day, extended day, and adult education except those whose office is located off-campus.

Staff Type (a)	Total Certificated Instructional and Statutory Staff FTE (b)	Non-Instructional Portion of FTE (c)	Net Total Instructional and Statutory Staff FTE (b-c)
Instructor	386	0	386
Counselor Include certified special program coordinators, economic opportunity program, coordinators, statutory and Title 5 required staff, et. al.	31	0	31
Department Administrator	18	0	18
Librarian Include certificated director of audio/visual, et. al.	4	4	0
Institutional Administrator Include certificated persons with responsibilities covering the entire institution, such as Superintendent, Assistant Superintendent, President, Dean of Instruction, Director of Data Processing, et. al.	5	5	0
Projected 2029 Totals	444	9	435

Column (b) is the total number of Column (a) distributed to categories

Column (c) is the fraction of time express as Full-Time Equivalentents devoted to noninstructional work.

Counselors, department administrators, and statutorily required staff are counted as if they had no noninstructional duties.

FUSION

Load Distribution & Staff Forecast

Planning

MiraCosta Community College District (050)
MiraCosta College (Oceanside Campus) (051)

FTE Instruction Staff Worksheet - Fall 2030

College Instructional Staff, Fall Term. Included are all certificated staff for day, extended day, and adult education except those whose office is located off-campus.

Staff Type (a)	Total Certificated Instructional and Statutory Staff FTE (b)	Non-Instructional Portion of FTE (c)	Net Total Instructional and Statutory Staff FTE (b-c)
Instructor	391	0	391
Counselor Include certified special program coordinators, economic opportunity program, coordinators, statutory and Title 5 required staff, et. al.	31	0	31
Department Administrator	18	0	18
Librarian Include certificated director of audio/visual, et. al.	4	4	0
Institutional Administrator Include certificated persons with responsibilities covering the entire institution, such as Superintendent, Assistant Superintendent, President, Dean of Instruction, Director of Data Processing, et. al.	5	5	0
Projected 2030 Totals	449	9	440

Column (b) is the total number of Column (a) distributed to categories

Column (c) is the fraction of time express as Full-Time Equivalentents devoted to noninstructional work.

Counselors, department administrators, and statutorily required staff are counted as if they had no noninstructional duties.

FUSION

Cumulative Sum of Existing & Proposed Space (2025-2031)

Planning

MiraCosta Community College District (050)
MiraCosta College (Oceanside Campus) (051)

Priority & Year of Occupancy (a)	Classroom 100's (b)	Laboratory 200's (c)	Office 300's (d)	Library 400's (e)	AV Radio TV 530-535 (f)	P.E. 520-525 (g)	Assembly 610 & 615 (h)	Inactive 050-070 (i)	All Other Areas (j)	Total ASF (k)
Total ASF	33,913	87,860	67,842	22,587	2,073	23,426	17,030	0	67,790	322,521
3	2025	Reno Bldg 3000 Services Consolidation Design/Buildings 3000-3400/3700								
		0	0	0	0	0	0	0	0	0
		33,913	87,860	67,842	22,587	2,073	23,426	17,030	0	67,790
7	2025	Professional Development (Building 4700)								
		0	0	0	0	0	0	0	0	0
		33,913	87,860	67,842	22,587	2,073	23,426	17,030	0	67,790
5	2026	Renovate Building 4500 Science								
		0	-209	-45	0	0	0	0	0	-254
		33,913	87,651	67,797	22,587	2,073	23,426	17,030	0	67,790
Total Existing and Proposed Space										
		33,913	87,651	67,797	22,587	2,073	23,426	17,030	0	67,790

FUSION**Capacity of Net Existing On-Campus ASF**

Planning

MiraCosta Community College District (050)**MiraCosta College (Oceanside Campus) (051)****Classrooms, Classroom Service (Room Use Code 100s)**

Summary	Total Net ASF	ASF per 100 WSCH	Total Capacity WSCH
Classroom Space	33,913	63.1	53,745

Laboratories & Laboratory Service Area (Room Use Codes 210, 215, 220, 225, 230, 235, 255)

TOP Code	Net ASF	ASF per 100 WSCH	Capacity WSCH
0109 - Horticulture	3,311	492.0	673
0401 - Biology, General	7,225	235.0	3,074
0410 - Anatomy and Physiology	1,479	235.0	629
0430 - Biotechnology and Biomedical Technology	3,092	235.0	1,316
0606 - Public Relations	477	214.0	223
0700 - Information Technology	877	171.0	513
0701 - Information Technology, General	3,142	171.0	1,837
0702 - Computer Information Systems	1,332	171.0	779
0948 - Automotive Technology	10,046	856.0	1,174
0953 - Drafting Technology	3,121	321.0	972
1000 - Fine and Applied Arts	5,266	257.0	2,049
1002 - Art (Painting, Drawing and Sculpture)	6,160	257.0	2,397
1004 - Music	15,440	257.0	6,008
1006 - Technical Theater	2,274	257.0	885
1008 - Dance	2,356	257.0	917
1011 - Photography	858	257.0	334
1030 - Graphic Arts and Design	2,231	257.0	868
1099 - Other Fine and Applied Arts	914	257.0	356
1101 - Foreign Languages, General	1,125	150.0	750
1230 - Nursing	3,498	214.0	1,635
1501 - English	1,288	150.0	859
1502 - Language Arts	692	150.0	461
1699 - Other Library Science	1,081	150.0	721
1700 - Mathematics	1,258	150.0	839
1902 - Physics, General	1,679	257.0	653
1905 - Chemistry, General	3,920	257.0	1,525
1914 - Geology	1,145	257.0	446
2208 - Sociology	1,377	150.0	918
4930 - General Studies	1,196	257.0	465
Summary	Total Net ASF	ASF per 100 WSCH	Total Capacity WSCH
Lab Space	87,860	256.3	34,275

Office & Office Service Areas (Room Use Code 300s)

Summary	Total Net ASF	ASF per FTE	Total Capacity FTE
Office Space	67,842	175.0	388

FUSION

Project Intent & Scope

Planning

MiraCosta Community College District (050)
MiraCosta College (Oceanside Campus) (051)

District Priority & Project: 2 Building 1300 New Chemistry and Biotechnology

Project Type: New
 Total Estimated Cost: \$46,921,154
 Anticipated Source(s) of Funds: Non-State
 Type of Construction:
 Seismic Retrofit:
 If Existing - Age:
 If Existing - Condition:

Anticipated Time Schedule

	Land Acquisition	Preliminary Plans	Working Drawings	Construction	Equipment	Occupancy
Year	0	2019	2020	2021	2022	2024-25
Estimated Cost	\$0	\$1,743,433	\$1,336,138	\$42,179,504	\$1,662,079	

Explain why this project is needed:

The new design-build Chemistry & Biotechnology building will provide a state-of-the-art science facility for 21st century learning science environments. As the biotechnology program continues to expand, the building will provide a new, larger home for the program. Also included in the preliminary program are new chemistry labs and 40-person, flexible classrooms. The building design has resulted in a two-story building over a site grade change.

FUSION

Project Intent & Scope

Planning

MiraCosta Community College District (050)

MiraCosta College (Oceanside Campus) (051)

District Priority & Project: **2 Building 1300 New Chemistry and Biotechnology**

Outline of Project Space - Buildings and Remodelings

	Classroom 100s	Laboratory 210-255	Office 300s	Library 400s	AV/TV 530-535	All Other	Total ASF
Project Primary	2,000	10,000	1,400	0	0	1,000	14,400
Project Secondary	0	0	0	0	0	0	0
Project Net ASF	2,000	10,000	1,400	0	0	1,000	14,400

Project Net Capacity

Classrooms, Classroom Service (Room Use Code 100s)

Summary	Net ASF	ASF per 100 WSCH	Capacity WSCH
Classroom Space	2,000	63.1	3,170

Laboratories & Laboratory Service Area (Room Use Codes 210, 215, 220, 225, 230, 235, 255)

TOP Code	Primary Effect			Secondary Effect		
	Net ASF	ASF per 100 WSCH	Capacity WSCH	Net ASF	ASF per 100 WSCH	Capacity WSCH
-						
Summary	Net ASF					Capacity WSCH
Lab Space	10,000					4,073

Office & Office Service Areas (Room Use Code 300s)

Summary	Net ASF	ASF per FTE	Capacity FTE
Office Space	1,400	175.0	8.00

FUSION

Project Intent & Scope

Planning

MiraCosta Community College District (050)
MiraCosta College (Oceanside Campus) (051)

District Priority & Project: **3 Reno Bldg 3000 Services Consolidation Design/Buildings 3000-3400/3700**

Project Type: Site Aquisition
 Total Estimated Cost: \$69,346,329
 Anticipated Source(s) of Funds: Non-State
 Type of Construction:
 Seismic Retrofit:
 If Existing - Age:
 If Existing - Condition:

Anticipated Time Schedule

	Land Acquisition	Preliminary Plans	Working Drawings	Construction	Equipment	Occupancy
Year	0	0	0	0	2024	2025-26
Estimated Cost	\$0	\$0	\$0	\$0	\$6,934,329	

Explain why this project is needed:

This design-build project includes the demolition of buildings 3000, 3100, 3200, and 3300 and the construction of a new instructional building to replace those aging facilities. The proposed new building will create a communications hub, social justice and equity center to provide 21st century learning environments, including classrooms, conference rooms, quiet and active study spaces, collaboration spaces, as well as additional faculty office space. The project also includes a major renovation to Buildings 3400 and 3700, including complete renovation of interiors including reconfiguring interior partitions, finishes, and FF&E (furniture, fixtures, and equipment), major renovation of building systems, substantial impact to building envelope and roof, restroom and accessibility upgrades, additional student spaces at vacated art gallery, and interior and exterior accessibility upgrades.

FUSION

Project Intent & Scope

Planning

MiraCosta Community College District (050)

MiraCosta College (Oceanside Campus) (051)

District Priority & Project: **3 Reno Bldg 3000 Services Consolidation Design/Buildings 3000-3400/3700**

Outline of Project Space - Buildings and Remodelings

	Classroom 100s	Laboratory 210-255	Office 300s	Library 400s	AV/TV 530-535	All Other	Total ASF
Project Primary	7,839	0	17,859	397	0	20,714	46,809
Project Secondary	-7,839	0	-17,859	-397	0	-20,714	-46,809
Project Net ASF	0	0	0	0	0	0	0

Project Net Capacity

Classrooms, Classroom Service (Room Use Code 100s)

Summary	Net ASF	ASF per 100 WSCH	Capacity WSCH
Classroom Space	0	0.0	0

Laboratories & Laboratory Service Area (Room Use Codes 210, 215, 220, 225, 230, 235, 255)

TOP Code	Primary Effect			Secondary Effect		
	Net ASF	ASF per 100 WSCH	Capacity WSCH	Net ASF	ASF per 100 WSCH	Capacity WSCH
-						
Summary	Net ASF			Capacity WSCH		
Lab Space	0			0		

Office & Office Service Areas (Room Use Code 300s)

Summary	Net ASF	ASF per FTE	Capacity FTE
Office Space	0	0.0	0.00

FUSION

Project Intent & Scope

Planning

MiraCosta Community College District (050)
MiraCosta College (Oceanside Campus) (051)

District Priority & Project: **4 Building 2800 Media Arts Complex**

Project Type: New
 Total Estimated Cost: \$25,859,673
 Anticipated Source(s) of Funds: Non-State
 Type of Construction:
 Seismic Retrofit:
 If Existing - Age:
 If Existing - Condition:

Anticipated Time Schedule

	Land Acquisition	Preliminary Plans	Working Drawings	Construction	Equipment	Occupancy
Year	0	2020	2021	2022	2023	2024-25
Estimated Cost	\$0	\$965,900	\$1,732,000	\$22,114,493	\$1,047,280	

Explain why this project is needed:

The new design-build Media Arts Complex will house a wide variety of functions, serving the students of the arts hub and the campus, including the art gallery, student study spaces, faculty offices, the media arts labs, a coffee cart type element, and locations for exterior art display. It will serve as the main student resources space for the arts hub, providing dedicated student- friendly study and collaboration spaces. In addition to the new building, there are additional geotechnical slope repairs and the addition of a new ADA accessible bus stop that will be included in this project.

FUSION

Project Intent & Scope

Planning

MiraCosta Community College District (050)
MiraCosta College (Oceanside Campus) (051)

District Priority & Project: **4 Building 2800 Media Arts Complex**

Outline of Project Space - Buildings and Remodelings

	Classroom 100s	Laboratory 210-255	Office 300s	Library 400s	AV/TV 530-535	All Other	Total ASF
Project Primary	1,900	5,000	0	0	0	430	7,330
Project Secondary	0	0	0	0	0	0	0
Project Net ASF	1,900	5,000	0	0	0	430	7,330

Project Net Capacity

Classrooms, Classroom Service (Room Use Code 100s)

Summary	Net ASF	ASF per 100 WSCH	Capacity WSCH
Classroom Space	1,900	63.1	3,011

Laboratories & Laboratory Service Area (Room Use Codes 210, 215, 220, 225, 230, 235, 255)

TOP Code	Primary Effect			Secondary Effect		
	Net ASF	ASF per 100 WSCH	Capacity WSCH	Net ASF	ASF per 100 WSCH	Capacity WSCH
-						

Summary	Net ASF	Capacity WSCH
Lab Space	5,000	1,946

Office & Office Service Areas (Room Use Code 300s)

Summary	Net ASF	ASF per FTE	Capacity FTE
Office Space	0	0.0	0.00

FUSION

Project Intent & Scope

Planning

MiraCosta Community College District (050)
MiraCosta College (Oceanside Campus) (051)

District Priority & Project: **5 Renovate Building 4500 Science**

Project Type: Reconstruction
 Total Estimated Cost: \$35,543,062
 Anticipated Source(s) of Funds: Non-State
 Type of Construction:
 Seismic Retrofit:
 If Existing - Age:
 If Existing - Condition:

Anticipated Time Schedule

	Land Acquisition	Preliminary Plans	Working Drawings	Construction	Equipment	Occupancy
Year	0	2022	2022	2023	2024	2026-27
Estimated Cost	\$0	\$1,603,773	\$1,238,407	\$31,783,081	\$917,800	

Explain why this project is needed:

Major renovations will convert existing Chemistry labs and associated support spaces to new labs for Physical and Earth Science programs. The project will include upgrades of all remaining science labs, accessibility upgrades, and the replacement of aging air handling units as well as mechanical, electrical, and plumbing (MEP) upgrades..

FUSION

Project Intent & Scope

Planning

MiraCosta Community College District (050)

MiraCosta College (Oceanside Campus) (051)

District Priority & Project: 5 Renovate Building 4500 Science

Outline of Project Space - Buildings and Remodelings

	Classroom 100s	Laboratory 210-255	Office 300s	Library 400s	AV/TV 530-535	All Other	Total ASF
Project Primary	0	15,225	1,050	0	0	313	16,588
Project Secondary	0	-15,434	-1,095	0	0	-313	-16,842
Project Net ASF	0	-209	-45	0	0	0	-254

Project Net Capacity

Classrooms, Classroom Service (Room Use Code 100s)

Summary	Net ASF	ASF per 100 WSCH	Capacity WSCH
Classroom Space	0	0.0	0

Laboratories & Laboratory Service Area (Room Use Codes 210, 215, 220, 225, 230, 235, 255)

TOP Code	Primary Effect			Secondary Effect		
	Net ASF	ASF per 100 WSCH	Capacity WSCH	Net ASF	ASF per 100 WSCH	Capacity WSCH
-						
Summary	Net ASF			Capacity WSCH		
Lab Space				-209		92

Office & Office Service Areas (Room Use Code 300s)

Summary	Net ASF	ASF per FTE	Capacity FTE
Office Space	-45	175.0	-0.26

FUSION

Project Intent & Scope

Planning

MiraCosta Community College District (050)
MiraCosta College (Oceanside Campus) (051)

District Priority & Project: 6 All Campus - Security Infrastructure Project

Project Type: Reconstruction
 Total Estimated Cost: \$703,000
 Anticipated Source(s) of Funds: Non-State
 Type of Construction:
 Seismic Retrofit:
 If Existing - Age:
 If Existing - Condition:

Anticipated Time Schedule

	Land Acquisition	Preliminary Plans	Working Drawings	Construction	Equipment	Occupancy
Year	0	2023	2023	2024	0	2024-25
Estimated Cost	\$0	\$20,000	\$25,000	\$658,000	\$0	

Explain why this project is needed:

This project will cover the installation of an integrated security camera system across the San Elijo, Community Learning Center and Oceanside campuses. Once cameras and systems have been installed it will be a significant first step in creating a standardized system for video security

FUSION

Project Intent & Scope

Planning

MiraCosta Community College District (050)

MiraCosta College (Oceanside Campus) (051)

District Priority & Project: **6 All Campus - Security Infrastructure Project**

Outline of Project Space - Buildings and Remodelings

	Classroom 100s	Laboratory 210-255	Office 300s	Library 400s	AV/TV 530-535	All Other	Total ASF
Project Primary	0	0	0	0	0	0	0
Project Secondary	0	0	0	0	0	0	0
Project Net ASF	0	0	0	0	0	0	0

Project Net Capacity

Classrooms, Classroom Service (Room Use Code 100s)

Summary	Net ASF	ASF per 100 WSCH	Capacity WSCH
Classroom Space	0	0.0	0

Laboratories & Laboratory Service Area (Room Use Codes 210, 215, 220, 225, 230, 235, 255)

TOP Code	Primary Effect			Secondary Effect		
	Net ASF	ASF per 100 WSCH	Capacity WSCH	Net ASF	ASF per 100 WSCH	Capacity WSCH
-						
Summary	Net ASF			Capacity WSCH		
Lab Space	0			0		

Office & Office Service Areas (Room Use Code 300s)

Summary	Net ASF	ASF per FTE	Capacity FTE
Office Space	0	0.0	0.00

FUSION

Project Intent & Scope

Planning

MiraCosta Community College District (050)
MiraCosta College (Oceanside Campus) (051)

District Priority & Project: **7 Professional Development (Building 4700)**

Project Type: Reconstruction
 Total Estimated Cost: \$3,766,462
 Anticipated Source(s) of Funds: Non-State
 Type of Construction:
 Seismic Retrofit:
 If Existing - Age:
 If Existing - Condition:

Anticipated Time Schedule

	Land Acquisition	Preliminary Plans	Working Drawings	Construction	Equipment	Occupancy
Year	0	2022	2022	2023	0	2025-26
Estimated Cost	\$0	\$150,658	\$225,988	\$3,389,816	\$0	

Explain why this project is needed:

This project will renovate the existing building area to create a permanent location for the Professional Development program of MiraCosta College. A portion of these services support professional development of all employees across MiraCosta College. This service is currently housed in a temporary trailer location.

FUSION

Project Intent & Scope

Planning

MiraCosta Community College District (050)
MiraCosta College (Oceanside Campus) (051)

District Priority & Project: **7 Professional Development (Building 4700)**

Outline of Project Space - Buildings and Remodelings

	Classroom 100s	Laboratory 210-255	Office 300s	Library 400s	AV/TV 530-535	All Other	Total ASF
Project Primary	0	1,125	2,170	0	0	280	3,575
Project Secondary	0	-1,125	-2,170	0	0	-280	-3,575
Project Net ASF	0	0	0	0	0	0	0

Project Net Capacity

Classrooms, Classroom Service (Room Use Code 100s)

Summary	Net ASF	ASF per 100 WSCH	Capacity WSCH
Classroom Space	0	0.0	0

Laboratories & Laboratory Service Area (Room Use Codes 210, 215, 220, 225, 230, 235, 255)

TOP Code	Primary Effect			Secondary Effect		
	Net ASF	ASF per 100 WSCH	Capacity WSCH	Net ASF	ASF per 100 WSCH	Capacity WSCH
-						
Summary	Net ASF			Capacity WSCH		
Lab Space				0		0

Office & Office Service Areas (Room Use Code 300s)

Summary	Net ASF	ASF per FTE	Capacity FTE
Office Space	0	0.0	0.00

FUSION

Project Intent & Scope

Planning

MiraCosta Community College District (050)
MiraCosta College (Oceanside Campus) (051)

District Priority & Project: 8 OC - Solar Project

Project Type: Infrastructure
 Total Estimated Cost: \$16,000,000
 Anticipated Source(s) of Funds: Non-State
 Type of Construction:
 Seismic Retrofit:
 If Existing - Age:
 If Existing - Condition:

Anticipated Time Schedule

	Land Acquisition	Preliminary Plans	Working Drawings	Construction	Equipment	Occupancy
Year	0	2023	2023	2024	0	2024-25
Estimated Cost	\$0	\$640,000	\$960,000	\$14,400,000	\$0	

Explain why this project is needed:

Installation of renewable electrical power generation equipment and infrastructure including a 2.8MW car port style solar array at the Oceanside campus to meet the district's sustainability objectives, and to comply with requirements for utilization of electrical power generated by renewable resources. Solar array car ports to be located in parking lot 5A and parking lot 4C.

FUSION

Project Intent & Scope

Planning

MiraCosta Community College District (050) MiraCosta College (Oceanside Campus) (051)

District Priority & Project: **8 OC - Solar Project**

Outline of Project Space - Buildings and Remodelings

	Classroom 100s	Laboratory 210-255	Office 300s	Library 400s	AV/TV 530-535	All Other	Total ASF
Project Primary	0	0	0	0	0	0	0
Project Secondary	0	0	0	0	0	0	0
Project Net ASF	0	0	0	0	0	0	0

Project Net Capacity

Classrooms, Classroom Service (Room Use Code 100s)

Summary	Net ASF	ASF per 100 WSCH	Capacity WSCH
Classroom Space	0	0.0	0

Laboratories & Laboratory Service Area (Room Use Codes 210, 215, 220, 225, 230, 235, 255)

TOP Code	Primary Effect			Secondary Effect		
	Net ASF	ASF per 100 WSCH	Capacity WSCH	Net ASF	ASF per 100 WSCH	Capacity WSCH
-						
Summary	Net ASF			Capacity WSCH		
Lab Space	0			0		

Office & Office Service Areas (Room Use Code 300s)

Summary	Net ASF	ASF per FTE	Capacity FTE
Office Space	0	0.0	0.00

FUSION

Project Intent & Scope

Planning

MiraCosta Community College District (050)
MiraCosta College (Oceanside Campus) (051)

District Priority & Project: 9 Signage and Wayfinding Implementation

Project Type: Replacement
 Total Estimated Cost: \$4,000,000
 Anticipated Source(s) of Funds: Non-State
 Type of Construction:
 Seismic Retrofit:
 If Existing - Age:
 If Existing - Condition:

Anticipated Time Schedule

	Land Acquisition	Preliminary Plans	Working Drawings	Construction	Equipment	Occupancy
Year	0	2023	2023	2024	0	2024-25
Estimated Cost	\$0	\$160,000	\$240,000	\$3,600,000	\$0	

Explain why this project is needed:

This project will include implementation of signage and wayfinding throughout the Oceanside campus. This is planned to include a refresh of building interior and exterior signage, wayfinding signage around campus, and signage to support vehicular traffic.

FUSION

Project Intent & Scope

Planning

MiraCosta Community College District (050)
MiraCosta College (Oceanside Campus) (051)

District Priority & Project: **9 Signage and Wayfinding Implementation**

Outline of Project Space - Buildings and Remodelings

	Classroom 100s	Laboratory 210-255	Office 300s	Library 400s	AV/TV 530-535	All Other	Total ASF
Project Primary	0	0	0	0	0	0	0
Project Secondary	0	0	0	0	0	0	0
Project Net ASF	0	0	0	0	0	0	0

Project Net Capacity

Classrooms, Classroom Service (Room Use Code 100s)

Summary	Net ASF	ASF per 100 WSCH	Capacity WSCH
Classroom Space	0	0.0	0

Laboratories & Laboratory Service Area (Room Use Codes 210, 215, 220, 225, 230, 235, 255)

TOP Code	Primary Effect			Secondary Effect		
	Net ASF	ASF per 100 WSCH	Capacity WSCH	Net ASF	ASF per 100 WSCH	Capacity WSCH
-						

Summary	Net ASF	Capacity WSCH
Lab Space	0	0

Office & Office Service Areas (Room Use Code 300s)

Summary	Net ASF	ASF per FTE	Capacity FTE
Office Space	0	0.0	0.00



San Elijo Campus

3333 Manchester Avenue, Cardiff, CA 92007

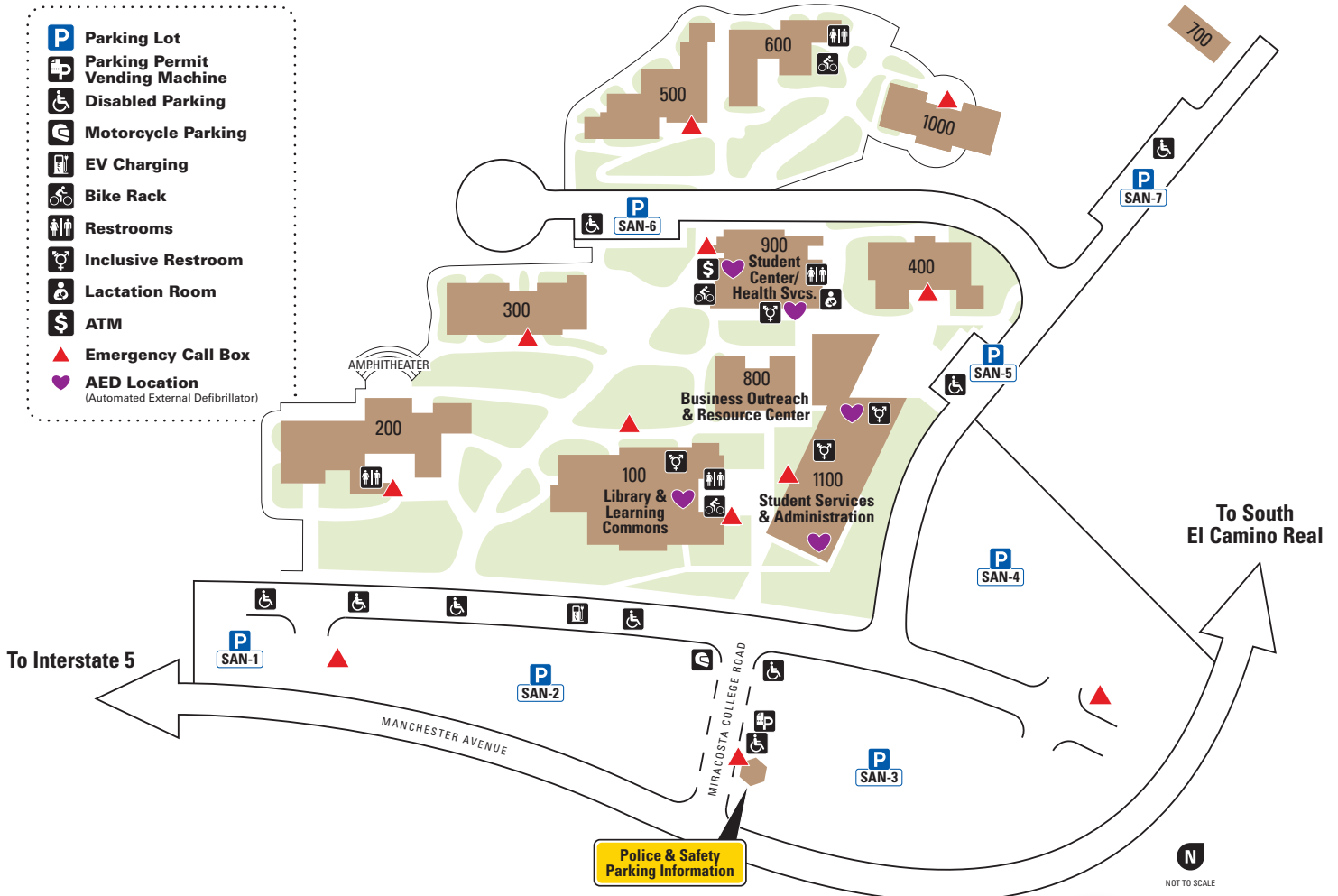
▶ 760.944.4449 ▶ miracosta.edu

View Campus Map on Your Phone



Legend

- Parking Lot**
- Parking Permit Vending Machine**
- Disabled Parking**
- Motorcycle Parking**
- EV Charging**
- Bike Rack**
- Restrooms**
- Inclusive Restroom**
- Lactation Room**
- ATM**
- Emergency Call Box**
- AED Location**
(Automated External Defibrillator)



MiraCosta College is a **Tobacco / Smoke / Vapor-Free** campus.

MiraCosta College Locations



Directory

Building 100
Computer Labs
Library
STEM & Math Learning Centers
Tutoring
Writing Center

Building 200
Amphitheater
Art Studios
Classrooms
Multipurpose Room

Building 300
Classrooms
Faculty Workroom

Building 400
Classrooms
Faculty Offices
Science Labs

Building 500
Classrooms
Faculty Offices
Language Lab

Building 600
Classrooms
Faculty Offices

Building 700
Facilities

Building 800
North San Diego Small Business Development Center
Regional Center of Excellence
SoCal Veterans Business Outreach Center (VBOC)

Building 900
Associated Student Government Cafeteria
Health Services
Lactation Room
Student Affairs
Student Clubs/Organizations
Student Life & Leadership


Building 1000
Science Labs

Building 1100
Administration
Admissions & Records
Bookstore
Career Services
Conference Rooms
Counseling
Dean, San Elijo Campus
Financial Aid
Instructional Services
Student Accessibility Services (SAS)
Student Accounts/Cashier
Student Information Testing

Certification of Inventory for Fiscal Year: 2023 - 2024

Campus Name: **San Elijo Center**
Certified ASF: **61,092**
Certified OGSF: **78,523**

District Approval



Authorized Signature

05/13/2024

Date

Tim Flood, Vice President Admin. Services

Printed Name

State Approval



Authorized Signature

5/17/2024

Date

Included:

(2) Signed Copies of Report 17 Certification Sheet if the submission was not certified and submitted electronically by the CBO.

FUSION

Campus Capacity/Load Ratios

Planning

**MiraCosta Community College District (050)
San Elijo Center (052)**

Campus Lecture Capacity/Load Ratio

No. Project	Lect ASF	WSCH	Occupancy	2025-26	2026-27	2027-28	2028-29	2029-30	2030-31	2031-32
-------------	----------	------	-----------	---------	---------	---------	---------	---------	---------	---------

Lecture Summary / Totals			2025-26	2026-27	2027-28	2028-29	2029-30	2030-31	2031-32
Lecture ASF	Actual*/Projected WSCH		6,192	8,455	10,819	13,286	13,593	13,673	13,753
16,389	Cumulative Capacity		25,973	25,973	25,973	25,973	25,973	25,973	25,973
	Capacity/Load Ratio		419%	307%	240%	195%	191%	190%	189%

FUSION

Campus Capacity/Load Ratios

Planning

**MiraCosta Community College District (050)
San Elijo Center (052)**

Campus Lab Capacity/Load Ratio

No. Project	Lab ASF	WSCH	Occupancy	2025-26	2026-27	2027-28	2028-29	2029-30	2030-31	2031-32
-------------	---------	------	-----------	---------	---------	---------	---------	---------	---------	---------

Lab Summary / Totals			2025-26	2026-27	2027-28	2028-29	2029-30	2030-31	2031-32
Lab ASF	Actual*/Projected WSCH		1,746	2,385	3,051	3,747	3,834	3,856	3,879
15,557	Cumulative Capacity		6,454	6,454	6,454	6,454	6,454	6,454	6,454
	Capacity/Load Ratio		370%	271%	212%	172%	168%	167%	166%

FUSION

Campus Capacity/Load Ratios

Planning

MiraCosta Community College District (050)
San Elijo Center (052)

Campus Office Capacity/Load Ratio

No. Project	Off ASF	FTE	Occupancy	2025-26	2026-27	2027-28	2028-29	2029-30	2030-31	2031-32
-------------	---------	-----	-----------	---------	---------	---------	---------	---------	---------	---------

Office Summary / Totals			2025-26	2026-27	2027-28	2028-29	2029-30	2030-31	2031-32
Office ASF	Actual*/Projected FTE		24	29	34	39	41	43	45
12,071	Cumulative Capacity		60	60	60	60	60	60	60
	Capacity/Load Ratio		250%	207%	176%	154%	146%	140%	133%

FUSION

Campus Capacity/Load Ratios

Planning

MiraCosta Community College District (050)

San Elijo Center (052)

Campus Library Capacity/Load Ratio

No. Project	Lib ASF	Occupancy	2025-26	2026-27	2027-28	2028-29	2029-30	2030-31	2031-32
-------------	---------	-----------	---------	---------	---------	---------	---------	---------	---------

Library Summary / Totals		2025-26	2026-27	2027-28	2028-29	2029-30	2030-31	2031-32
Library ASF	Actual*/Projected ASF	2,816	3,769	4,729	5,696	5,718	5,740	5,762
5,802	Cumulative Capacity	5,802	5,802	5,802	5,802	5,802	5,802	5,802
	Capacity/Load Ratio	206%	154%	123%	102%	101%	101%	101%

FUSION

Campus Capacity/Load Ratios

Planning

**MiraCosta Community College District (050)
San Elijo Center (052)**

Campus AV/TV Capacity/Load Ratio

No. Project	AV/TV ASF Occupancy	2025-26	2026-27	2027-28	2028-29	2029-30	2030-31	2031-32	
AV/TV Summary / Totals									
	AV/TV ASF	Actual*/Projected ASF	1,189	1,587	1,985	2,383	2,385	2,387	2,389
116		Cumulative Capacity	116	116	116	116	116	116	116
		Capacity/Load Ratio	10%	7%	6%	5%	5%	5%	5%

FUSION

Load Distribution & Staff Forecast

Planning

MiraCosta Community College District (050)
San Elijo Center (052)

Campus Load Distribution

	Instructional Staff FTE	Total Campus WSCH	Off-Campus WSCH	On-Campus WSCH	P.E. Laboratory WSCH	On-Campus Lecture WSCH	On-Campus Laboratory
Actual Fall							
2022	39	4,205	0	4,205	0	2,856	1,350
2023	17	4,928	0	4,928	0	3,260	1,668
Forecast							
2024	19	5,167	0	5,167	0	4,030	1,137
2025	24	7,939	0	7,939	0	6,192	1,746
2026	29	10,839	0	10,839	0	8,455	2,385
2027	34	13,870	0	13,870	0	10,819	3,051
2028	39	17,034	0	17,034	0	13,286	3,747
2029	41	17,427	0	17,427	0	13,593	3,834
2030	43	17,529	0	17,529	0	13,673	3,856

FUSION

Load Distribution & Staff Forecast

Planning

MiraCosta Community College District (050) San Elijo Center (052)

FTE Instruction Staff Worksheet - Fall 2024

College Instructional Staff, Fall Term. Included are all certificated staff for day, extended day, and adult education except those whose office is located off-campus.

Staff Type (a)	Total Certificated Instructional and Statutory Staff FTE (b)	Non-Instructional Portion of FTE (c)	Net Total Instructional and Statutory Staff FTE (b-c)
Instructor	16	0	16
Counselor Include certified special program coordinators, economic opportunity program, coordinators, statutory and Title 5 required staff, et. al.	2	0	2
Department Administrator	1	0	1
Librarian Include certificated director of audio/visual, et. al.	3	3	0
Institutional Administrator Include certificated persons with responsibilities covering the entire institution, such as Superintendent, Assistant Superintendent, President, Dean of Instruction, Director of Data Processing, et. al.	1	1	0
Projected 2024 Totals	23	4	19

Column (b) is the total number of Column (a) distributed to categories

Column (c) is the fraction of time express as Full-Time Equivalentents devoted to noninstructional work.

Counselors, department administrators, and statutorily required staff are counted as if they had no noninstructional duties.

FUSION

Load Distribution & Staff Forecast

Planning

MiraCosta Community College District (050)
San Elijo Center (052)

FTE Instruction Staff Worksheet - Fall 2025

College Instructional Staff, Fall Term. Included are all certificated staff for day, extended day, and adult education except those whose office is located off-campus.

Staff Type (a)	Total Certificated Instructional and Statutory Staff FTE (b)	Non-Instructional Portion of FTE (c)	Net Total Instructional and Statutory Staff FTE (b-c)
Instructor	21	0	21
Counselor Include certified special program coordinators, economic opportunity program, coordinators, statutory and Title 5 required staff, et. al.	2	0	2
Department Administrator	1	0	1
Librarian Include certificated director of audio/visual, et. al.	3	3	0
Institutional Administrator Include certificated persons with responsibilities covering the entire institution, such as Superintendent, Assistant Superintendent, President, Dean of Instruction, Director of Data Processing, et. al.	1	1	0
Projected 2025 Totals	28	4	24

Column (b) is the total number of Column (a) distributed to categories

Column (c) is the fraction of time express as Full-Time Equivalentents devoted to noninstructional work.

Counselors, department administrators, and statutorily required staff are counted as if they had no noninstructional duties.

FUSION

Load Distribution & Staff Forecast

Planning

MiraCosta Community College District (050) San Elijo Center (052)

FTE Instruction Staff Worksheet - Fall 2026

College Instructional Staff, Fall Term. Included are all certificated staff for day, extended day, and adult education except those whose office is located off-campus.

Staff Type (a)	Total Certificated Instructional and Statutory Staff FTE (b)	Non-Instructional Portion of FTE (c)	Net Total Instructional and Statutory Staff FTE (b-c)
Instructor	26	0	26
Counselor Include certified special program coordinators, economic opportunity program, coordinators, statutory and Title 5 required staff, et. al.	2	0	2
Department Administrator	1	0	1
Librarian Include certificated director of audio/visual, et. al.	3	3	0
Institutional Administrator Include certificated persons with responsibilities covering the entire institution, such as Superintendent, Assistant Superintendent, President, Dean of Instruction, Director of Data Processing, et. al.	1	1	0
Projected 2026 Totals	33	4	29

Column (b) is the total number of Column (a) distributed to categories

Column (c) is the fraction of time express as Full-Time Equivalentents devoted to noninstructional work.

Counselors, department administrators, and statutorily required staff are counted as if they had no noninstructional duties.

FUSION

Load Distribution & Staff Forecast

Planning

MiraCosta Community College District (050)
San Elijo Center (052)

FTE Instruction Staff Worksheet - Fall 2027

College Instructional Staff, Fall Term. Included are all certificated staff for day, extended day, and adult education except those whose office is located off-campus.

Staff Type (a)	Total Certificated Instructional and Statutory Staff FTE (b)	Non-Instructional Portion of FTE (c)	Net Total Instructional and Statutory Staff FTE (b-c)
Instructor	31	0	31
Counselor Include certified special program coordinators, economic opportunity program, coordinators, statutory and Title 5 required staff, et. al.	2	0	2
Department Administrator	1	0	1
Librarian Include certificated director of audio/visual, et. al.	3	3	0
Institutional Administrator Include certificated persons with responsibilities covering the entire institution, such as Superintendent, Assistant Superintendent, President, Dean of Instruction, Director of Data Processing, et. al.	1	1	0
Projected 2027 Totals	38	4	34

Column (b) is the total number of Column (a) distributed to categories

Column (c) is the fraction of time express as Full-Time Equivalentents devoted to noninstructional work.

Counselors, department administrators, and statutorily required staff are counted as if they had no noninstructional duties.

FUSION

Load Distribution & Staff Forecast

Planning

MiraCosta Community College District (050) San Elijo Center (052)

FTE Instruction Staff Worksheet - Fall 2028

College Instructional Staff, Fall Term. Included are all certificated staff for day, extended day, and adult education except those whose office is located off-campus.

Staff Type (a)	Total Certificated Instructional and Statutory Staff FTE (b)	Non-Instructional Portion of FTE (c)	Net Total Instructional and Statutory Staff FTE (b-c)
Instructor	36	0	36
Counselor Include certified special program coordinators, economic opportunity program, coordinators, statutory and Title 5 required staff, et. al.	2	0	2
Department Administrator	1	0	1
Librarian Include certificated director of audio/visual, et. al.	3	3	0
Institutional Administrator Include certificated persons with responsibilities covering the entire institution, such as Superintendent, Assistant Superintendent, President, Dean of Instruction, Director of Data Processing, et. al.	1	1	0
Projected 2028 Totals	43	4	39

Column (b) is the total number of Column (a) distributed to categories

Column (c) is the fraction of time express as Full-Time Equivalentents devoted to noninstructional work.

Counselors, department administrators, and statutorily required staff are counted as if they had no noninstructional duties.

FUSION

Load Distribution & Staff Forecast

Planning

**MiraCosta Community College District (050)
San Elijo Center (052)**

FTE Instruction Staff Worksheet - Fall 2029

College Instructional Staff, Fall Term. Included are all certificated staff for day, extended day, and adult education except those whose office is located off-campus.

Staff Type (a)	Total Certificated Instructional and Statutory Staff FTE (b)	Non-Instructional Portion of FTE (c)	Net Total Instructional and Statutory Staff FTE (b-c)
Instructor	38	0	38
Counselor Include certified special program coordinators, economic opportunity program, coordinators, statutory and Title 5 required staff, et. al.	2	0	2
Department Administrator	1	0	1
Librarian Include certificated director of audio/visual, et. al.	3	3	0
Institutional Administrator Include certificated persons with responsibilities covering the entire institution, such as Superintendent, Assistant Superintendent, President, Dean of Instruction, Director of Data Processing, et. al.	1	1	0
Projected 2029 Totals	45	4	41

Column (b) is the total number of Column (a) distributed to categories

Column (c) is the fraction of time express as Full-Time Equivalentents devoted to noninstructional work.

Counselors, department administrators, and statutorily required staff are counted as if they had no noninstructional duties.

FUSION

Load Distribution & Staff Forecast

Planning

MiraCosta Community College District (050) San Elijo Center (052)

FTE Instruction Staff Worksheet - Fall 2030

College Instructional Staff, Fall Term. Included are all certificated staff for day, extended day, and adult education except those whose office is located off-campus.

Staff Type (a)	Total Certificated Instructional and Statutory Staff FTE (b)	Non-Instructional Portion of FTE (c)	Net Total Instructional and Statutory Staff FTE (b-c)
Instructor	40	0	40
Counselor Include certified special program coordinators, economic opportunity program, coordinators, statutory and Title 5 required staff, et. al.	2	0	2
Department Administrator	1	0	1
Librarian Include certificated director of audio/visual, et. al.	3	3	0
Institutional Administrator Include certificated persons with responsibilities covering the entire institution, such as Superintendent, Assistant Superintendent, President, Dean of Instruction, Director of Data Processing, et. al.	1	1	0
Projected 2030 Totals	47	4	43

Column (b) is the total number of Column (a) distributed to categories

Column (c) is the fraction of time express as Full-Time Equivalentents devoted to noninstructional work.

Counselors, department administrators, and statutorily required staff are counted as if they had no noninstructional duties.

FUSION

Cumulative Sum of Existing & Proposed Space (2025-2031)

Planning

**MiraCosta Community College District (050)
San Elijo Center (052)**

Priority & Year of Occupancy (a)	Classroom 100's (b)	Laboratory 200's (c)	Office 300's (d)	Library 400's (e)	AV Radio TV 530-535 (f)	P.E. 520-525 (g)	Assembly 610 & 615 (h)	Inactive 050-070 (i)	All Other Areas (j)	Total ASF (k)
Total ASF	16,389	15,557	12,071	5,802	116	0	2,199	650	8,308	61,092

Total Existing and Proposed Space

16,389	15,557	12,071	5,802	116	0	2,199	650	8,308	61,092
--------	--------	--------	-------	-----	---	-------	-----	-------	--------

FUSION

Capacity of Net Existing On-Campus ASF

Planning

MiraCosta Community College District (050) San Elijo Center (052)

Classrooms, Classroom Service (Room Use Code 100s)

Summary	Total Net ASF	ASF per 100 WSCH	Total Capacity WSCH
Classroom Space	16,389	63.1	25,973

Laboratories & Laboratory Service Area (Room Use Codes 210, 215, 220, 225, 230, 235, 255)

TOP Code	Net ASF	ASF per 100 WSCH	Capacity WSCH
0099 - General Assignment	656	257.0	255
0100 - Agriculture and Natural Resources	786	492.0	160
0401 - Biology, General	1,712	235.0	729
1002 - Art (Painting, Drawing and Sculpture)	3,402	257.0	1,324
1101 - Foreign Languages, General	1,089	150.0	726
1699 - Other Library Science	1,832	150.0	1,221
1901 - Physical Sciences, General	1,148	257.0	447
1905 - Chemistry, General	4,093	257.0	1,593
6120 - Library	839	0.0	0
Summary	Total Net ASF	ASF per 100 WSCH	Total Capacity WSCH
Lab Space	15,557	241.0	6,454

Office & Office Service Areas (Room Use Code 300s)

Summary	Total Net ASF	ASF per FTE	Total Capacity FTE
Office Space	12,071	200.0	60

FUSION

Project Intent & Scope

Planning

MiraCosta Community College District (050) San Elijo Center (052)

District Priority & Project: **10 Miscellaneous Enhancements Project**

Project Type: Reconstruction

Total Estimated Cost: \$1,312,616

Anticipated Source(s) of Funds: Non-State

Type of Construction:

Seismic Retrofit:

If Existing - Age:

If Existing - Condition:

Anticipated Time Schedule

	Land Acquisition	Preliminary Plans	Working Drawings	Construction	Equipment	Occupancy
Year	0	2023	2023	2024	0	2024-25
Estimated Cost	\$0	\$52,505	\$78,757	\$1,181,354	\$0	

Explain why this project is needed:

This project includes connecting it into a new reclaimed water system provided by Olivenhain Municipal Water District. This reclaim water will be carried on to the property to tie into the campus irrigation system.

FUSION

Project Intent & Scope

Planning

MiraCosta Community College District (050) San Elijo Center (052)

District Priority & Project: **10 Miscellaneous Enhancements Project**

Outline of Project Space - Buildings and Remodelings

	Classroom 100s	Laboratory 210-255	Office 300s	Library 400s	AV/TV 530-535	All Other	Total ASF
Project Primary	0	0	0	0	0	0	0
Project Secondary	0	0	0	0	0	-1	-1
Project Net ASF	0	0	0	0	0	-1	-1

Project Net Capacity

Classrooms, Classroom Service (Room Use Code 100s)

Summary	Net ASF	ASF per 100 WSCH	Capacity WSCH
Classroom Space	0	0.0	0

Laboratories & Laboratory Service Area (Room Use Codes 210, 215, 220, 225, 230, 235, 255)

TOP Code	Primary Effect			Secondary Effect		
	Net ASF	ASF per 100 WSCH	Capacity WSCH	Net ASF	ASF per 100 WSCH	Capacity WSCH
-						
Summary	Net ASF			Capacity WSCH		
Lab Space	0			0		

Office & Office Service Areas (Room Use Code 300s)

Summary	Net ASF	ASF per FTE	Capacity FTE
Office Space	0	0.0	0.00

FUSION

Project Intent & Scope

Planning

MiraCosta Community College District (050) San Elijo Center (052)

District Priority & Project: **11 Path of Travel Project**

Project Type: Reconstruction

Total Estimated Cost: \$486,483

Anticipated Source(s) of Funds: Non-State

Type of Construction:

Seismic Retrofit:

If Existing - Age:

If Existing - Condition:

Anticipated Time Schedule

	Land Acquisition	Preliminary Plans	Working Drawings	Construction	Equipment	Occupancy
Year	0	2023	2023	2024	0	2024-25
Estimated Cost	\$0	\$10,000	\$20,000	\$456,483	\$0	

Explain why this project is needed:

This project will connect the San Elijo campus to the public sidewalk along Manchester Ave. This will create connectivity to the local community and provide a path of travel that is compliant with the Americans with Disabilities Act.

FUSION

Project Intent & Scope

Planning

MiraCosta Community College District (050) San Elijo Center (052)

District Priority & Project: **11 Path of Travel Project**

Outline of Project Space - Buildings and Remodelings

	Classroom 100s	Laboratory 210-255	Office 300s	Library 400s	AV/TV 530-535	All Other	Total ASF
Project Primary	0	0	0	0	0	0	0
Project Secondary	0	0	0	0	0	0	0
Project Net ASF	0	0	0	0	0	0	0

Project Net Capacity

Classrooms, Classroom Service (Room Use Code 100s)

Summary	Net ASF	ASF per 100 WSCH	Capacity WSCH
Classroom Space	0	0.0	0

Laboratories & Laboratory Service Area (Room Use Codes 210, 215, 220, 225, 230, 235, 255)

TOP Code	Primary Effect			Secondary Effect		
	Net ASF	ASF per 100 WSCH	Capacity WSCH	Net ASF	ASF per 100 WSCH	Capacity WSCH
-						
Summary	Net ASF			Capacity WSCH		
Lab Space	0			0		

Office & Office Service Areas (Room Use Code 300s)

Summary	Net ASF	ASF per FTE	Capacity FTE
Office Space	0	0.0	0.00

FUSION

Project Intent & Scope

Planning

MiraCosta Community College District (050) San Elijo Center (052)

District Priority & Project: **12 San Elijo - Solar Project**

Project Type: Infrastructure

Total Estimated Cost: \$2,000,000

Anticipated Source(s) of Funds: Non-State

Type of Construction:

Seismic Retrofit:

If Existing - Age:

If Existing - Condition:

Anticipated Time Schedule

	Land Acquisition	Preliminary Plans	Working Drawings	Construction	Equipment	Occupancy
Year	0	2023	2023	2024	0	2024-25
Estimated Cost	\$0	\$35,000	\$65,000	\$1,900,000	\$0	

Explain why this project is needed:

Installation of renewable electrical power generation equipment and infrastructure including a 371 KW car port style solar array at the San Elijo campus to meet the district's sustainability objectives, and to comply with requirements for utilization of electrical power generated by renewable resources. Arrays will be in the western portion of the parking lot and adjacent to campus.

FUSION

Project Intent & Scope

Planning

MiraCosta Community College District (050) San Elijo Center (052)

District Priority & Project: **12 San Elijo - Solar Project**

Outline of Project Space - Buildings and Remodelings

	Classroom 100s	Laboratory 210-255	Office 300s	Library 400s	AV/TV 530-535	All Other	Total ASF
Project Primary	0	0	0	0	0	0	0
Project Secondary	0	0	0	0	0	0	0
Project Net ASF	0	0	0	0	0	0	0

Project Net Capacity

Classrooms, Classroom Service (Room Use Code 100s)

Summary	Net ASF	ASF per 100 WSCH	Capacity WSCH
Classroom Space	0	0.0	0

Laboratories & Laboratory Service Area (Room Use Codes 210, 215, 220, 225, 230, 235, 255)

TOP Code	Primary Effect			Secondary Effect		
	Net ASF	ASF per 100 WSCH	Capacity WSCH	Net ASF	ASF per 100 WSCH	Capacity WSCH
-						
Summary	Net ASF			Capacity WSCH		
Lab Space	0			0		

Office & Office Service Areas (Room Use Code 300s)

Summary	Net ASF	ASF per FTE	Capacity FTE
Office Space	0	0.0	0.00

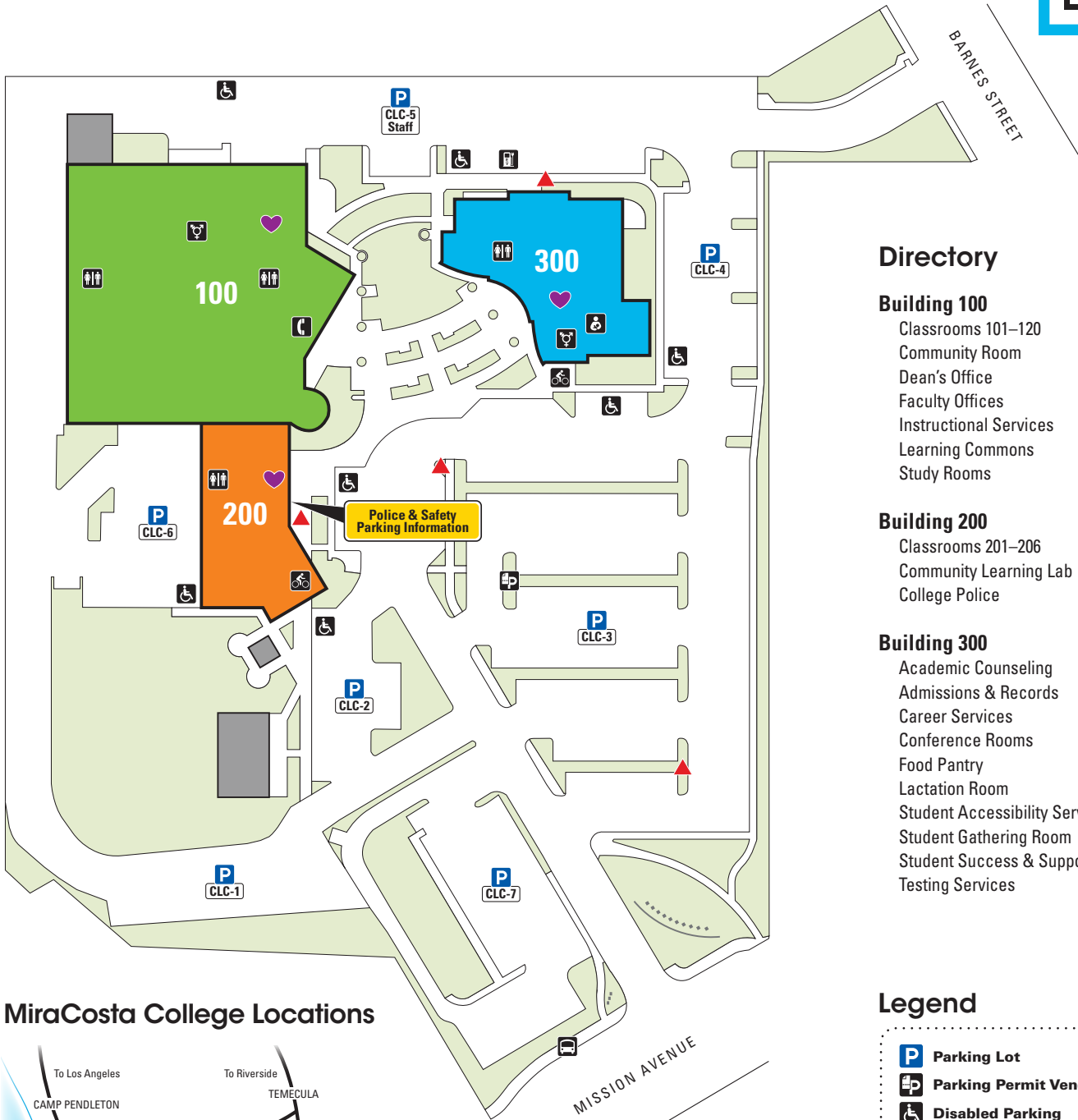


Community Learning Center

1831 Mission Avenue, Oceanside, CA 92058

▶ 760.795.8710 ▶ miracosta.edu/clc

View Campus Map on Your Phone



Directory

Building 100

- Classrooms 101–120
- Community Room
- Dean's Office
- Faculty Offices
- Instructional Services
- Learning Commons
- Study Rooms

Building 200

- Classrooms 201–206
- Community Learning Lab
- College Police

Building 300

- Academic Counseling
- Admissions & Records
- Career Services
- Conference Rooms
- Food Pantry
- Lactation Room
- Student Accessibility Services
- Student Gathering Room
- Student Success & Support Program
- Testing Services

Police & Safety Parking Information

MiraCosta College Locations



MiraCosta College is a **Tobacco / Smoke / Vapor-Free** campus.


Legend

- P** Parking Lot
- P** with **PM** Parking Permit Vending Machine
- ♿** Disabled Parking
- ⚡** EV Charging
- 🚲** Bike Rack
- 🚌** Bus Stop
- 🚻** Restrooms
- ♿** Inclusive Restroom
- 👶** Lactation Room
- ☎** Telephone
- ▲** Emergency Call Box
- ♥** AED Location (Automated External Defibrillator)

Certification of Inventory for Fiscal Year: 2023 - 2024

Campus Name: **Community Learning Center**
Certified ASF: **34,510**
Certified OGSF: **50,608**

District Approval



Authorized Signature

05/13/2024

Date

Tim Flood, Vice President Admin. Services

Printed Name

State Approval



Authorized Signature

5/17/2024

Date

Included:

(2) Signed Copies of Report 17 Certification Sheet if the submission was not certified and submitted electronically by the CBO.

FUSION

Campus Capacity/Load Ratios

Planning

MiraCosta Community College District (050) Community Learning Center (053)

Campus Lecture Capacity/Load Ratio

No. Project	Lect ASF	WSCH	Occupancy	2025-26	2026-27	2027-28	2028-29	2029-30	2030-31	2031-32
Lecture Summary / Totals				2025-26	2026-27	2027-28	2028-29	2029-30	2030-31	2031-32
Lecture ASF	Actual*/Projected WSCH			2,620	2,683	2,746	2,811	2,875	2,892	2,909
11,354	Cumulative Capacity			17,994	17,994	17,994	17,994	17,994	17,994	17,994
	Capacity/Load Ratio			687%	671%	655%	640%	626%	622%	619%

FUSION

Campus Capacity/Load Ratios

Planning

MiraCosta Community College District (050)

Community Learning Center (053)

Campus Lab Capacity/Load Ratio

No. Project	Lab ASF	WSCH	Occupancy	2025-26	2026-27	2027-28	2028-29	2029-30	2030-31	2031-32
-------------	---------	------	-----------	---------	---------	---------	---------	---------	---------	---------

Lab Summary / Totals			2025-26	2026-27	2027-28	2028-29	2029-30	2030-31	2031-32
Lab ASF	Actual*/Projected WSCH		26	27	28	28	29	29	29
8,294	Cumulative Capacity		3,060	3,060	3,060	3,060	3,060	3,060	3,060
	Capacity/Load Ratio		11769%	11333%	10929%	10929%	10552%	10552%	10552%

FUSION

Campus Capacity/Load Ratios

Planning

MiraCosta Community College District (050)

Community Learning Center (053)

Campus Office Capacity/Load Ratio

No. Project	Off ASF	FTE	Occupancy	2025-26	2026-27	2027-28	2028-29	2029-30	2030-31	2031-32
-------------	---------	-----	-----------	---------	---------	---------	---------	---------	---------	---------

Office Summary / Totals			2025-26	2026-27	2027-28	2028-29	2029-30	2030-31	2031-32
Office ASF	Actual*/Projected FTE		14	14	15	15	15	15	15
8,062	Cumulative Capacity		40	40	40	40	40	40	40
	Capacity/Load Ratio		286%	286%	267%	267%	267%	267%	267%

FUSION

Campus Capacity/Load Ratios

Planning

MiraCosta Community College District (050)

Community Learning Center (053)

Campus Library Capacity/Load Ratio

No. Project	Lib ASF	Occupancy	2025-26	2026-27	2027-28	2028-29	2029-30	2030-31	2031-32
-------------	---------	-----------	---------	---------	---------	---------	---------	---------	---------

Library Summary / Totals		2025-26	2026-27	2027-28	2028-29	2029-30	2030-31	2031-32
Library ASF	Actual*/Projected ASF	0	0	0	0	0	0	0
842	Cumulative Capacity	842	842	842	842	842	842	842
	Capacity/Load Ratio							

FUSION

Campus Capacity/Load Ratios

Planning

MiraCosta Community College District (050)

Community Learning Center (053)

Campus AV/TV Capacity/Load Ratio

No. Project	AV/TV ASF Occupancy	2025-26	2026-27	2027-28	2028-29	2029-30	2030-31	2031-32
-------------	---------------------	---------	---------	---------	---------	---------	---------	---------

AV/TV Summary / Totals		2025-26	2026-27	2027-28	2028-29	2029-30	2030-31	2031-32
AV/TV ASF	Actual*/Projected ASF	0	0	0	0	0	0	0
0	Cumulative Capacity	0	0	0	0	0	0	0
	Capacity/Load Ratio							

FUSION

Load Distribution & Staff Forecast

Planning

MiraCosta Community College District (050) Community Learning Center (053)

Campus Load Distribution

	Instructional Staff FTE	Total Campus WSCH	Off-Campus WSCH	On-Campus WSCH	P.E. Laboratory WSCH	On-Campus Lecture WSCH	On-Campus Laboratory
Actual Fall							
2022	29	1,599	0	1,599	0	1,506	93
2023	13	2,344	0	2,344	0	2,229	116
Forecast							
2024	14	2,583	0	2,583	0	2,557	26
2025	14	2,646	0	2,646	0	2,620	26
2026	14	2,710	0	2,710	0	2,683	27
2027	15	2,774	0	2,774	0	2,746	28
2028	15	2,839	0	2,839	0	2,811	28
2029	15	2,905	0	2,905	0	2,875	29
2030	15	2,922	0	2,922	0	2,892	29

FUSION

Load Distribution & Staff Forecast

Planning

MiraCosta Community College District (050) Community Learning Center (053)

FTE Instruction Staff Worksheet - Fall 2024

College Instructional Staff, Fall Term. Included are all certificated staff for day, extended day, and adult education except those whose office is located off-campus.

Staff Type (a)	Total Certificated Instructional and Statutory Staff FTE (b)	Non-Instructional Portion of FTE (c)	Net Total Instructional and Statutory Staff FTE (b-c)
Instructor	10	0	10
Counselor Include certified special program coordinators, economic opportunity program, coordinators, statutory and Title 5 required staff, et. al.	4	0	4
Department Administrator	0	0	0
Librarian Include certificated director of audio/visual, et. al.	0	0	0
Institutional Administrator Include certificated persons with responsibilities covering the entire institution, such as Superintendent, Assistant Superintendent, President, Dean of Instruction, Director of Data Processing, et. al.	0	0	0
Projected 2024 Totals	14	0	14

Column (b) is the total number of Column (a) distributed to categories

Column (c) is the fraction of time express as Full-Time Equivalentents devoted to noninstructional work.

Counselors, department administrators, and statutorily required staff are counted as if they had no noninstructional duties.

FUSION

Load Distribution & Staff Forecast

Planning

MiraCosta Community College District (050) Community Learning Center (053)

FTE Instruction Staff Worksheet - Fall 2025

College Instructional Staff, Fall Term. Included are all certificated staff for day, extended day, and adult education except those whose office is located off-campus.

Staff Type (a)	Total Certificated Instructional and Statutory Staff FTE (b)	Non-Instructional Portion of FTE (c)	Net Total Instructional and Statutory Staff FTE (b-c)
Instructor	10	0	10
Counselor Include certified special program coordinators, economic opportunity program, coordinators, statutory and Title 5 required staff, et. al.	4	0	4
Department Administrator	0	0	0
Librarian Include certificated director of audio/visual, et. al.	0	0	0
Institutional Administrator Include certificated persons with responsibilities covering the entire institution, such as Superintendent, Assistant Superintendent, President, Dean of Instruction, Director of Data Processing, et. al.	0	0	0
Projected 2025 Totals	14	0	14

Column (b) is the total number of Column (a) distributed to categories

Column (c) is the fraction of time express as Full-Time Equivalentents devoted to noninstructional work.

Counselors, department administrators, and statutorily required staff are counted as if they had no noninstructional duties.

FUSION

Load Distribution & Staff Forecast

Planning

MiraCosta Community College District (050) Community Learning Center (053)

FTE Instruction Staff Worksheet - Fall 2026

College Instructional Staff, Fall Term. Included are all certificated staff for day, extended day, and adult education except those whose office is located off-campus.

Staff Type (a)	Total Certificated Instructional and Statutory Staff FTE (b)	Non-Instructional Portion of FTE (c)	Net Total Instructional and Statutory Staff FTE (b-c)
Instructor	10	0	10
Counselor Include certified special program coordinators, economic opportunity program, coordinators, statutory and Title 5 required staff, et. al.	4	0	4
Department Administrator	0	0	0
Librarian Include certificated director of audio/visual, et. al.	0	0	0
Institutional Administrator Include certificated persons with responsibilities covering the entire institution, such as Superintendent, Assistant Superintendent, President, Dean of Instruction, Director of Data Processing, et. al.	0	0	0
Projected 2026 Totals	14	0	14

Column (b) is the total number of Column (a) distributed to categories

Column (c) is the fraction of time express as Full-Time Equivalentents devoted to noninstructional work.

Counselors, department administrators, and statutorily required staff are counted as if they had no noninstructional duties.

FUSION

Load Distribution & Staff Forecast

Planning

MiraCosta Community College District (050) Community Learning Center (053)

FTE Instruction Staff Worksheet - Fall 2027

College Instructional Staff, Fall Term. Included are all certificated staff for day, extended day, and adult education except those whose office is located off-campus.

Staff Type (a)	Total Certificated Instructional and Statutory Staff FTE (b)	Non-Instructional Portion of FTE (c)	Net Total Instructional and Statutory Staff FTE (b-c)
Instructor	11	0	11
Counselor Include certified special program coordinators, economic opportunity program, coordinators, statutory and Title 5 required staff, et. al.	4	0	4
Department Administrator	0	0	0
Librarian Include certificated director of audio/visual, et. al.	0	0	0
Institutional Administrator Include certificated persons with responsibilities covering the entire institution, such as Superintendent, Assistant Superintendent, President, Dean of Instruction, Director of Data Processing, et. al.	0	0	0
Projected 2027 Totals	15	0	15

Column (b) is the total number of Column (a) distributed to categories

Column (c) is the fraction of time express as Full-Time Equivalentents devoted to noninstructional work.

Counselors, department administrators, and statutorily required staff are counted as if they had no noninstructional duties.

FUSION

Load Distribution & Staff Forecast

Planning

MiraCosta Community College District (050) Community Learning Center (053)

FTE Instruction Staff Worksheet - Fall 2028

College Instructional Staff, Fall Term. Included are all certificated staff for day, extended day, and adult education except those whose office is located off-campus.

Staff Type (a)	Total Certificated Instructional and Statutory Staff FTE (b)	Non-Instructional Portion of FTE (c)	Net Total Instructional and Statutory Staff FTE (b-c)
Instructor	11	0	11
Counselor Include certified special program coordinators, economic opportunity program, coordinators, statutory and Title 5 required staff, et. al.	4	0	4
Department Administrator	0	0	0
Librarian Include certificated director of audio/visual, et. al.	0	0	0
Institutional Administrator Include certificated persons with responsibilities covering the entire institution, such as Superintendent, Assistant Superintendent, President, Dean of Instruction, Director of Data Processing, et. al.	0	0	0
Projected 2028 Totals	15	0	15

Column (b) is the total number of Column (a) distributed to categories

Column (c) is the fraction of time express as Full-Time Equivalentents devoted to noninstructional work.

Counselors, department administrators, and statutorily required staff are counted as if they had no noninstructional duties.

FUSION

Load Distribution & Staff Forecast

Planning

MiraCosta Community College District (050) Community Learning Center (053)

FTE Instruction Staff Worksheet - Fall 2029

College Instructional Staff, Fall Term. Included are all certificated staff for day, extended day, and adult education except those whose office is located off-campus.

Staff Type (a)	Total Certificated Instructional and Statutory Staff FTE (b)	Non-Instructional Portion of FTE (c)	Net Total Instructional and Statutory Staff FTE (b-c)
Instructor	11	0	11
Counselor Include certified special program coordinators, economic opportunity program, coordinators, statutory and Title 5 required staff, et. al.	4	0	4
Department Administrator	0	0	0
Librarian Include certificated director of audio/visual, et. al.	0	0	0
Institutional Administrator Include certificated persons with responsibilities covering the entire institution, such as Superintendent, Assistant Superintendent, President, Dean of Instruction, Director of Data Processing, et. al.	0	0	0
Projected 2029 Totals	15	0	15

Column (b) is the total number of Column (a) distributed to categories

Column (c) is the fraction of time express as Full-Time Equivalentents devoted to noninstructional work.

Counselors, department administrators, and statutorily required staff are counted as if they had no noninstructional duties.

FUSION

Load Distribution & Staff Forecast

Planning

MiraCosta Community College District (050) Community Learning Center (053)

FTE Instruction Staff Worksheet - Fall 2030

College Instructional Staff, Fall Term. Included are all certificated staff for day, extended day, and adult education except those whose office is located off-campus.

Staff Type (a)	Total Certificated Instructional and Statutory Staff FTE (b)	Non-Instructional Portion of FTE (c)	Net Total Instructional and Statutory Staff FTE (b-c)
Instructor	11	0	11
Counselor Include certified special program coordinators, economic opportunity program, coordinators, statutory and Title 5 required staff, et. al.	4	0	4
Department Administrator	0	0	0
Librarian Include certificated director of audio/visual, et. al.	0	0	0
Institutional Administrator Include certificated persons with responsibilities covering the entire institution, such as Superintendent, Assistant Superintendent, President, Dean of Instruction, Director of Data Processing, et. al.	0	0	0
Projected 2030 Totals	15	0	15

Column (b) is the total number of Column (a) distributed to categories

Column (c) is the fraction of time express as Full-Time Equivalentents devoted to noninstructional work.

Counselors, department administrators, and statutorily required staff are counted as if they had no noninstructional duties.

FUSION

Cumulative Sum of Existing & Proposed Space (2025-2031)

Planning

MiraCosta Community College District (050)

Community Learning Center (053)

Priority & Year of Occupancy (a)	Classroom 100's (b)	Laboratory 200's (c)	Office 300's (d)	Library 400's (e)	AV Radio TV 530-535 (f)	P.E. 520-525 (g)	Assembly 610 & 615 (h)	Inactive 050-070 (i)	All Other Areas (j)	Total ASF (k)
Total ASF	11,354	8,294	8,062	842	0	737	0	0	5,221	34,510

Total Existing and Proposed Space

11,354	8,294	8,062	842	0	737	0	0	5,221	34,510
--------	-------	-------	-----	---	-----	---	---	-------	--------

FUSION

Capacity of Net Existing On-Campus ASF

Planning

MiraCosta Community College District (050) Community Learning Center (053)

Classrooms, Classroom Service (Room Use Code 100s)

Summary	Total Net ASF	ASF per 100 WSCH	Total Capacity WSCH
Classroom Space	11,354	63.1	17,994

Laboratories & Laboratory Service Area (Room Use Codes 210, 215, 220, 225, 230, 235, 255)

TOP Code	Net ASF	ASF per 100 WSCH	Capacity WSCH
0099 - General Assignment	711	257.0	277
0100 - Agriculture and Natural Resources	1,574	492.0	320
0701 - Information Technology, General	2,735	171.0	1,599
0860 - Educational Technology	1,262	321.0	393
1905 - Chemistry, General	1,209	257.0	470
6320 - Placement Services	803	0.0	0
Summary	Total Net ASF	ASF per 100 WSCH	Total Capacity WSCH
Lab Space	8,294	271.1	3,060

Office & Office Service Areas (Room Use Code 300s)

Summary	Total Net ASF	ASF per FTE	Total Capacity FTE
Office Space	8,062	200.0	40

FUSION

Project Intent & Scope

Planning

MiraCosta Community College District (050) Community Learning Center (053)

District Priority & Project: **1 CLC - Solar Project**

Project Type: Infrastructure

Total Estimated Cost: \$1,500,000

Anticipated Source(s) of Funds: Non-State

Type of Construction:

Seismic Retrofit:

If Existing - Age:

If Existing - Condition:

Anticipated Time Schedule

	Land Acquisition	Preliminary Plans	Working Drawings	Construction	Equipment	Occupancy
Year	0	2023	2023	2023	0	2024-25
Estimated Cost	\$0	\$125,000	\$175,000	\$1,200,000	\$0	

Explain why this project is needed:

Installation of renewable electrical power generation equipment and infrastructure including a 189 KW mixed Carport and Rooftop solar array at the CLC site to meet the district's sustainability objectives, and to comply with requirements for utilization of electrical power generated by renewable resources. Solar array carport to be located in the southern parking lot.

FUSION

Project Intent & Scope

Planning

MiraCosta Community College District (050) Community Learning Center (053)

District Priority & Project: 1 CLC - Solar Project

Outline of Project Space - Buildings and Remodelings

	Classroom 100s	Laboratory 210-255	Office 300s	Library 400s	AV/TV 530-535	All Other	Total ASF
Project Primary	0	0	0	0	0	0	0
Project Secondary	0	0	0	0	0	0	0
Project Net ASF	0	0	0	0	0	0	0

Project Net Capacity

Classrooms, Classroom Service (Room Use Code 100s)

Summary	Net ASF	ASF per 100 WSCH	Capacity WSCH
Classroom Space	0	0.0	0

Laboratories & Laboratory Service Area (Room Use Codes 210, 215, 220, 225, 230, 235, 255)

TOP Code	Primary Effect			Secondary Effect		
	Net ASF	ASF per 100 WSCH	Capacity WSCH	Net ASF	ASF per 100 WSCH	Capacity WSCH
-						

Summary	Net ASF	Capacity WSCH
Lab Space	0	0

Office & Office Service Areas (Room Use Code 300s)

Summary	Net ASF	ASF per FTE	Capacity FTE
Office Space	0	0.0	0.00