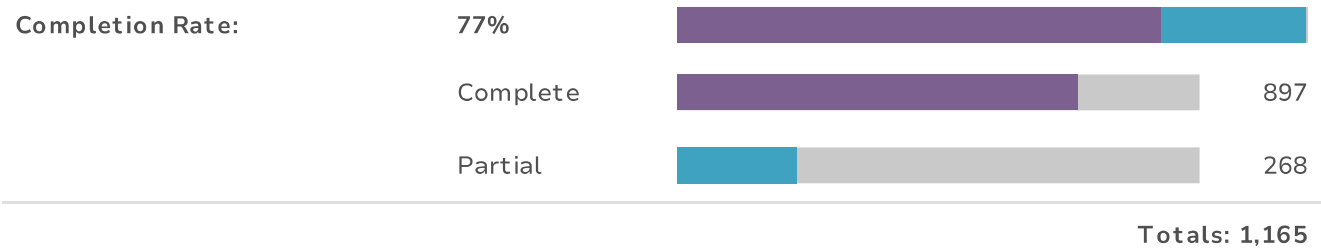
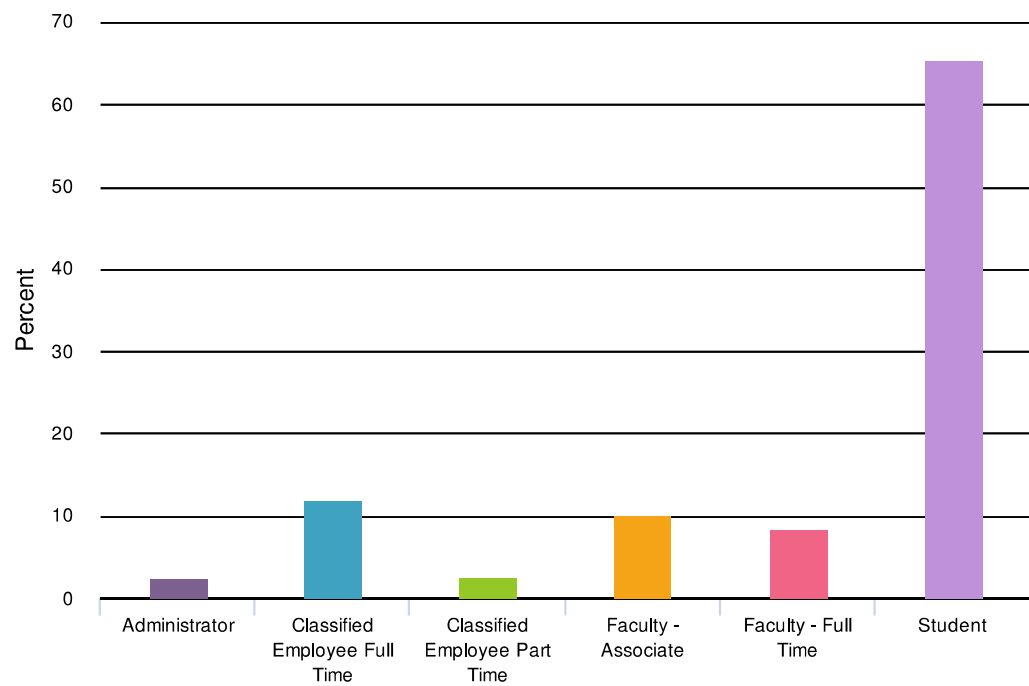


Report for Technology Plan Survey

Response Counts

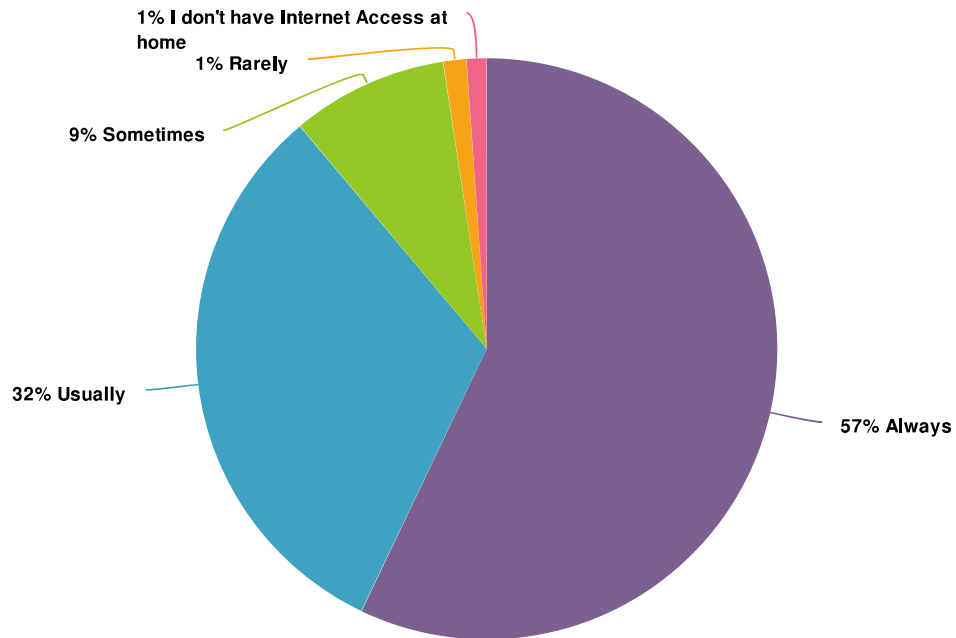


1. What is your primary role at MiraCosta College?



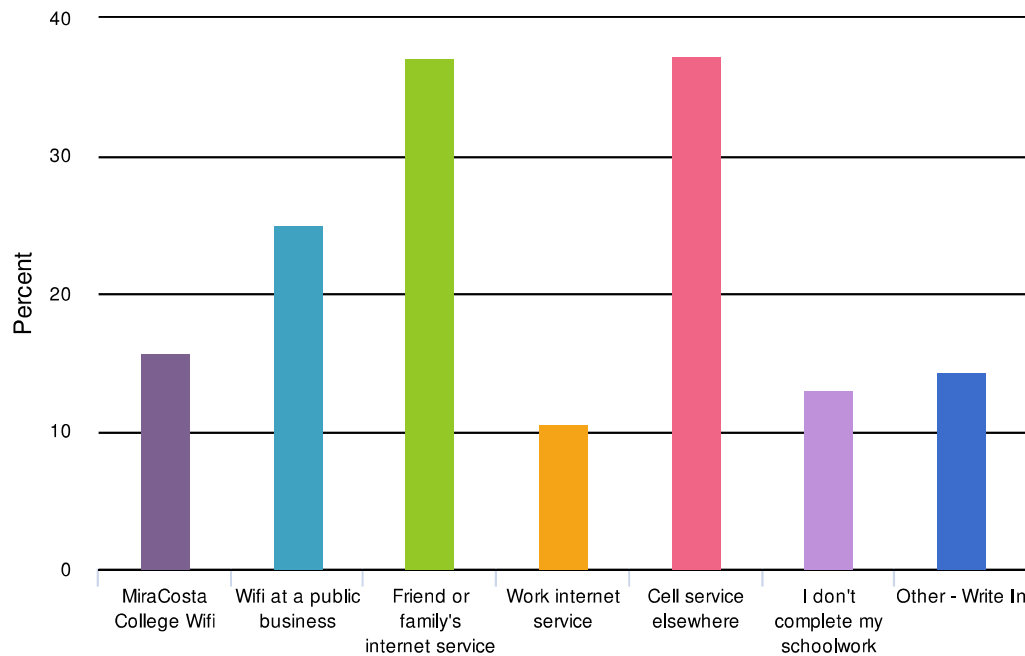
Value		Percent	Responses
Administrator	<div></div>	2.4%	28
Classified Employee Full Time	<div></div>	11.8%	137
Classified Employee Part Time	<div></div>	2.7%	31
Faculty - Associate	<div></div>	10.2%	119
Faculty - Full Time	<div></div>	8.4%	98
Student	<div></div>	65.5%	760








2. My home internet access makes it possible for me to complete my schoolwork for MiraCosta College:



Value		Percent	Responses
Always	<div><div></div><div></div></div>	57.1%	355
Usually	<div><div></div><div></div></div>	31.8%	198
Sometimes	<div><div></div><div></div></div>	8.7%	54
Rarely	<div><div></div><div></div></div>	1.3%	8
I don't have Internet Access at home	<div><div></div><div></div></div>	1.1%	7
Totals: 622			

3. What alternative internet options do you seek when you need to complete your schoolwork and your home internet isn't reliable? (Select as many as apply)



Value		Percent	Responses
MiraCosta College Wifi		15.7%	93
Wifi at a public business		25.0%	148
Friend or family's internet service		37.1%	220
Work internet service		10.6%	63
Cell service elsewhere		37.3%	221
I don't complete my schoolwork		13.0%	77
Other - Write In		14.3%	85

4. How often do you use the following devices for your schoolwork at MiraCosta College?

[illegible]

	Daily	A few times a week	Weekly	Monthly	Once a semester	Never	Responses
Adobe Scan is Free and is amazing Count Row %	0 0.0%	1 100.0%	0 0.0%	0 0.0%	0 0.0%	0 0.0%	1
Adobe scan app free Count Row %	1 100.0%	0 0.0%	0 0.0%	0 0.0%	0 0.0%	0 0.0%	1
Apple phone camera to submit pic of doc Count Row %	0 0.0%	1 100.0%	0 0.0%	0 0.0%	0 0.0%	0 0.0%	1
Books Count Row %	1 100.0%	0 0.0%	0 0.0%	0 0.0%	0 0.0%	0 0.0%	1
Covid 19 Count Row %	1 100.0%	0 0.0%	0 0.0%	0 0.0%	0 0.0%	0 0.0%	1
Document to PDF conversion app Count Row %	1 100.0%	0 0.0%	0 0.0%	0 0.0%	0 0.0%	0 0.0%	1
Google docs Count Row %	1 100.0%	0 0.0%	0 0.0%	0 0.0%	0 0.0%	0 0.0%	1
Hotspot Count Row %	1 100.0%	0 0.0%	0 0.0%	0 0.0%	0 0.0%	0 0.0%	1
Hp laptop Count Row %	1 100.0%	0 0.0%	0 0.0%	0 0.0%	0 0.0%	0 0.0%	1
I am an online student Count Row %	0 0.0%	0 0.0%	0 0.0%	0 0.0%	0 0.0%	1 100.0%	1
I pad Count Row %	0 0.0%	1 100.0%	0 0.0%	0 0.0%	0 0.0%	0 0.0%	1
Macbook/iPhone/iPad Count Row %	1 100.0%	0 0.0%	0 0.0%	0 0.0%	0 0.0%	0 0.0%	1

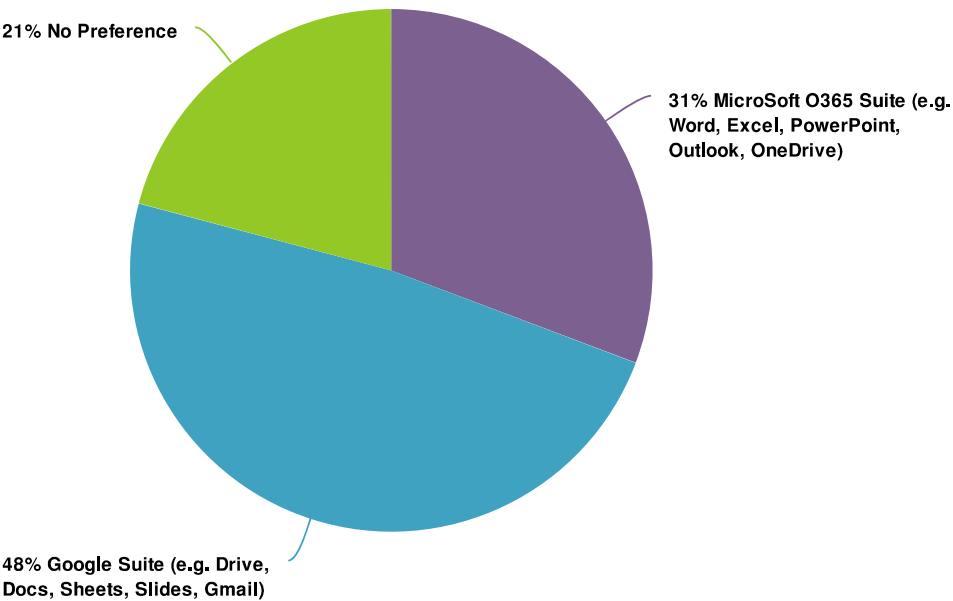
	Daily	A few times a week	Weekly	Monthly	Once a semester	Never	Responses
N/A Count Row %	0 0.0%	0 0.0%	0 0.0%	0 0.0%	0 0.0%	1 100.0%	1
Netflix, Hulu for homework Count Row %	1 100.0%	0 0.0%	0 0.0%	0 0.0%	0 0.0%	0 0.0%	1
Paper Count Row %	0 0.0%	0 0.0%	1 100.0%	0 0.0%	0 0.0%	0 0.0%	1
Scanner App Count Row %	0 0.0%	1 100.0%	0 0.0%	0 0.0%	0 0.0%	0 0.0%	1
Take classes online only Count Row %	0 0.0%	0 0.0%	0 0.0%	0 0.0%	0 0.0%	1 100.0%	1
Telegraph Count Row %	0 0.0%	1 100.0%	0 0.0%	0 0.0%	0 0.0%	0 0.0%	1
Tried VM Ware but did not work well for me. Count Row %	0 0.0%	0 0.0%	0 0.0%	0 0.0%	1 100.0%	0 0.0%	1
UPS Store printer Count Row %	0 0.0%	0 0.0%	1 100.0%	0 0.0%	0 0.0%	0 0.0%	1
Webcam Count Row %	0 0.0%	1 100.0%	0 0.0%	0 0.0%	0 0.0%	0 0.0%	1
When I need it. Count Row %	1 100.0%	0 0.0%	0 0.0%	0 0.0%	0 0.0%	0 0.0%	1
abacus Count Row %	0 0.0%	0 0.0%	0 0.0%	0 0.0%	0 0.0%	1 100.0%	1
iPad Count Row %	1 100.0%	0 0.0%	0 0.0%	0 0.0%	0 0.0%	0 0.0%	1

	Daily	A few times a week	Weekly	Monthly	Once a semester	Never	Responses
iPad Camera Count Row %	0 0.0%	1 100.0%	0 0.0%	0 0.0%	0 0.0%	0 0.0%	1
iPad mini Count Row %	1 100.0%	0 0.0%	0 0.0%	0 0.0%	0 0.0%	0 0.0%	1
laptop and cell phones (android) Count Row %	0 0.0%	1 100.0%	0 0.0%	0 0.0%	0 0.0%	0 0.0%	1
second screen has become almost manditory Count Row %	1 100.0%	0 0.0%	0 0.0%	0 0.0%	0 0.0%	0 0.0%	1
Totals Total Responses							532

5. Please evaluate the ease of use for the following MiraCosta College tools.

	Very difficult	Somewhat difficult	Neither easy nor difficult	Somewhat easy	Very easy	Never used	Responses
Canvas Count Row %	8 1.3%	47 7.8%	57 9.5%	132 22.0%	322 53.6%	35 5.8%	601
CARE Referral Form Count Row %	5 0.9%	16 2.8%	44 7.8%	45 8.0%	48 8.5%	406 72.0%	564
College Website Count Row %	12 2.1%	74 12.8%	95 16.5%	161 27.9%	176 30.5%	59 10.2%	577
Cranium Cafe Count Row %	3 0.5%	17 3.0%	37 6.6%	27 4.8%	32 5.7%	442 79.2%	558
Microsoft O 365 (Word, Excel, PowerPoint) Count Row %	14 2.4%	53 9.2%	65 11.3%	106 18.4%	155 26.9%	183 31.8%	576
MyEdPlan Count Row %	15 2.6%	62 10.9%	71 12.5%	131 23.1%	135 23.8%	154 27.1%	568
Portal/Single Sign On Count Row %	10 1.8%	45 7.9%	70 12.3%	91 16.0%	269 47.4%	82 14.5%	567
SURF Count Row %	17 2.9%	59 9.9%	68 11.4%	146 24.6%	288 48.5%	16 2.7%	594
Turnitin Count Row %	7 1.2%	13 2.3%	52 9.2%	69 12.3%	146 25.9%	276 49.0%	563
Zoom Count Row %	8 1.3%	48 7.9%	65 10.7%	145 23.9%	310 51.2%	30 5.0%	606
Totals Total Responses							606

6. I prefer to use tools from:



Value		Percent	Responses
MicroSoft O365 Suite (e.g. Word, Excel, PowerPoint, Outlook, OneDrive)	<div></div>	30.8%	187
Google Suite (e.g. Drive, Docs, Sheets, Slides, Gmail)	<div></div>	48.4%	294
No Preference	<div></div>	20.9%	127
Totals: 608			

7. How helpful are the following services when you are experiencing technical difficulties at MiraCosta College?

	Very Helpful	Helpful	Neither Helpful or Unhelpful	Unhelpful	Very Unhelpful	I have never used	I don't know what this is	Responses
Canvas Support Count Row %	75 12.4%	110 18.2%	33 5.5%	7 1.2%	13 2.2%	333 55.2%	32 5.3%	603
MiraCosta Help Desk Count Row %	101 16.7%	113 18.7%	45 7.5%	12 2.0%	13 2.2%	290 48.1%	29 4.8%	603
Open Computer Lab Count Row %	60 10.1%	64 10.7%	34 5.7%	6 1.0%	6 1.0%	374 62.6%	53 8.9%	597
Totals Total Responses								603

8. What is your confidence level that MiraCosta College keeps your sensitive and personal data:

	High Confidence	Medium Confidence	Low Confidence	Responses
Secure (that your data is safe from hackers) Count Row %	312 51.1%	247 40.5%	51 8.4%	610
Private (that we don't share your data) Count Row %	338 55.5%	225 36.9%	46 7.6%	609
Totals Total Responses				610

9. I am able to learn effectively in MiraCosta College's online learning environments.

	Always	Usually	Sometimes	Rarely	Never	I don't know	N/A	Responses
Before COVID-19 Closures in March Count Row %	179 32.9%	133 24.4%	41 7.5%	17 3.1%	17 3.1%	24 4.4%	133 24.4%	544
During COVID-19 Closures in April and May Count Row %	128 23.3%	154 28.1%	99 18.0%	36 6.6%	15 2.7%	14 2.6%	103 18.8%	549
This semester Count Row %	183 33.1%	169 30.6%	115 20.8%	44 8.0%	9 1.6%	7 1.3%	26 4.7%	553
Totals Total Responses								553

10. The following learning environments fit well with my educational and personal needs:

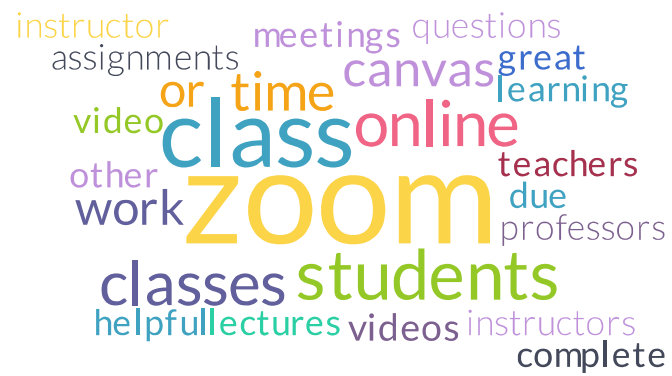
	Strongly Agree	Somewhat Agree	Neither Agree nor Disagree	Somewhat Disagree	Strongly Disagree	Responses
Completely in person Count Row %	184 34.3%	131 24.4%	108 20.1%	66 12.3%	48 8.9%	537
Mostly in person Count Row %	177 33.7%	148 28.1%	111 21.1%	50 9.5%	40 7.6%	526
Half online and half in person Count Row %	114 21.8%	205 39.1%	111 21.2%	48 9.2%	46 8.8%	524
Mostly online Count Row %	138 25.6%	159 29.5%	101 18.7%	92 17.1%	49 9.1%	539
Completely online Count Row %	158 29.4%	117 21.8%	85 15.8%	79 14.7%	98 18.2%	537
Regularly scheduled class meetings online Count Row %	151 28.3%	141 26.4%	111 20.8%	72 13.5%	59 11.0%	534
No meetings-All work is completed independently Count Row %	121 22.9%	120 22.7%	90 17.0%	79 15.0%	118 22.3%	528
Totals Total Responses						539

11. Please rate the helpfulness of the following online student services in Fall 2020:

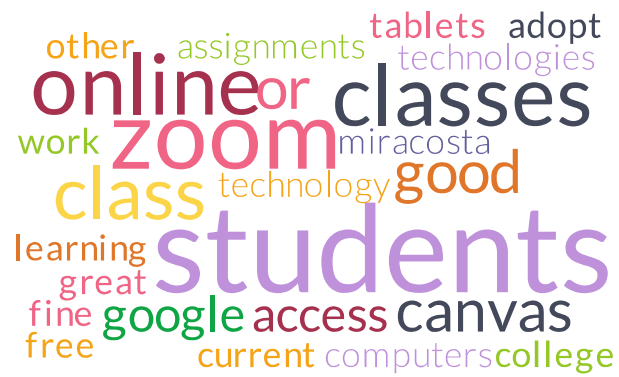
	Very Helpful	Somewhat Helpful	Neither Helpful nor Unhelpful	Somewhat Unhelpful	Very Unhelpful	Did not use	Responses
Online Admissions & Records Count Row %	161 29.5%	103 18.9%	48 8.8%	20 3.7%	11 2.0%	202 37.1%	545
Online Career Center Count Row %	72 13.4%	51 9.5%	42 7.8%	8 1.5%	2 0.4%	364 67.5%	539
Online Chat with a Librarian Count Row %	67 12.4%	36 6.7%	30 5.6%	7 1.3%	2 0.4%	397 73.7%	539
Online Computer Lab Help Count Row %	50 9.3%	23 4.3%	33 6.1%	7 1.3%	2 0.4%	422 78.6%	537
Online Academic Counseling Count Row %	141 26.1%	66 12.2%	34 6.3%	21 3.9%	10 1.9%	268 49.6%	540
Online Financial Aid Count Row %	89 16.5%	57 10.6%	42 7.8%	14 2.6%	10 1.9%	328 60.7%	540
Online STEM Tutoring Count Row %	43 8.0%	36 6.7%	28 5.2%	9 1.7%	6 1.1%	418 77.4%	540

	Very Helpful	Somewhat Helpful	Neither Helpful nor Unhelpful	Somewhat Unhelpful	Very Unhelpful	Did not use	Responses
Online Tutoring for other subjects Count Row %	53 9.9%	34 6.3%	31 5.8%	3 0.6%	5 0.9%	411 76.5%	537
Online Writing Center Count Row %	81 15.0%	27 5.0%	28 5.2%	2 0.4%	2 0.4%	400 74.1%	540
Online Student Help Desk Count Row %	78 14.4%	46 8.5%	36 6.6%	6 1.1%	8 1.5%	368 67.9%	542
Student Orientation to Online Learning Count Row %	93 17.3%	65 12.1%	48 8.9%	13 2.4%	8 1.5%	310 57.7%	537
Totals Total Responses							545

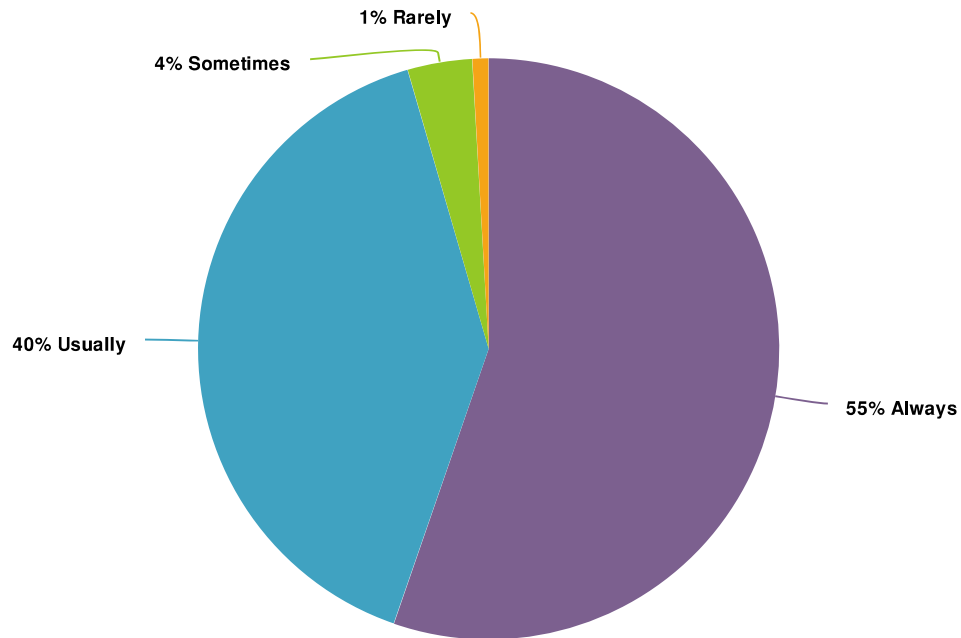
12. What is ONE thing you would like your instructors to do with technology to enhance your academic success?



13. What new technologies would you like to see MiraCosta College adopt?



14. My home internet access makes it possible for me to complete my work for MiraCosta College:



Value		Percent	Responses
Always	<div><div></div><div></div></div>	55.3%	187
Usually	<div><div></div><div></div></div>	40.2%	136
Sometimes	<div><div></div><div></div></div>	3.6%	12
Rarely	<div><div></div><div></div></div>	0.9%	3

Totals: 338

15. How often do you use the following devices for your work at MiraCosta College?

	Daily	A few times a week	Weekly	Monthly	Once a semester	Never	Responses
Desktop Computer (PC) (MiraCosta Owned) Count Row %	95 32.5%	25 8.6%	12 4.1%	19 6.5%	7 2.4%	134 45.9%	292
Desktop Computer (PC) (Personal) Count Row %	72 25.7%	12 4.3%	9 3.2%	5 1.8%	7 2.5%	175 62.5%	280
Desktop Computer (Mac) (MiraCosta Owned) Count Row %	20 7.9%	4 1.6%	4 1.6%	2 0.8%	3 1.2%	220 87.0%	253
Desktop Computer (Mac) (Personal) Count Row %	42 16.1%	11 4.2%	1 0.4%	2 0.8%	2 0.8%	203 77.8%	261
Laptop (PC) (MiraCosta Owned) Count Row %	79 28.7%	25 9.1%	4 1.5%	13 4.7%	6 2.2%	148 53.8%	275
Laptop (PC) (Personal) Count Row %	79 28.0%	21 7.4%	18 6.4%	13 4.6%	5 1.8%	146 51.8%	282
Laptop (Mac) (MiraCosta Owned) Count Row %	11 4.4%	3 1.2%	2 0.8%	5 2.0%	1 0.4%	227 91.2%	249
Laptop (Mac) (Personal) Count Row %	67 25.5%	16 6.1%	3 1.1%	6 2.3%	5 1.9%	166 63.1%	263
Chromebook Count Row %	5 2.0%	5 2.0%	2 0.8%	4 1.6%	2 0.8%	227 92.7%	245
Tablet Count Row %	38 14.3%	27 10.2%	6 2.3%	13 4.9%	6 2.3%	175 66.0%	265

	Daily	A few times a week	Weekly	Monthly	Once a semester	Never	Responses
Cell Phone (Android) Count Row %	87 32.0%	14 5.1%	7 2.6%	4 1.5%	1 0.4%	159 58.5%	272
Cell Phone (Apple) Count Row %	157 53.0%	31 10.5%	8 2.7%	9 3.0%	2 0.7%	89 30.1%	296
Printer Count Row %	80 26.1%	84 27.5%	51 16.7%	49 16.0%	11 3.6%	31 10.1%	306
Scanner Count Row %	44 14.6%	74 24.6%	51 16.9%	54 17.9%	31 10.3%	47 15.6%	301
3 Mac Airs at once to get the job done Count Row %	1 100.0%	0 0.0%	0 0.0%	0 0.0%	0 0.0%	0 0.0%	1
Apple Pencil Count Row %	1 100.0%	0 0.0%	0 0.0%	0 0.0%	0 0.0%	0 0.0%	1
Apple Watch Count Row %	1 100.0%	0 0.0%	0 0.0%	0 0.0%	0 0.0%	0 0.0%	1
Cell Phone Microsoft Count Row %	1 100.0%	0 0.0%	0 0.0%	0 0.0%	0 0.0%	0 0.0%	1
Drawing Pad- for stats/whiteboard use Count Row %	0 0.0%	1 100.0%	0 0.0%	0 0.0%	0 0.0%	0 0.0%	1
External hard drive Count Row %	0 0.0%	1 100.0%	0 0.0%	0 0.0%	0 0.0%	0 0.0%	1
Extra Monitor (Personal) Count Row %	1 100.0%	0 0.0%	0 0.0%	0 0.0%	0 0.0%	0 0.0%	1
Headphones Count Row %	0 0.0%	1 100.0%	0 0.0%	0 0.0%	0 0.0%	0 0.0%	1

	Daily	A few times a week	Weekly	Monthly	Once a semester	Never	Responses
Headphones (MiraCosta Owned) Count Row %	1 100.0%	0 0.0%	0 0.0%	0 0.0%	0 0.0%	0 0.0%	1
Headphones with Mic, MiraCosta Owned Count Row %	0 0.0%	0 0.0%	1 100.0%	0 0.0%	0 0.0%	0 0.0%	1
Headset Count Row %	0 0.0%	1 100.0%	0 0.0%	0 0.0%	0 0.0%	0 0.0%	1
IPAD (Miracosta Owned) Count Row %	1 100.0%	0 0.0%	0 0.0%	0 0.0%	0 0.0%	0 0.0%	1
Internet Modem Count Row %	1 100.0%	0 0.0%	0 0.0%	0 0.0%	0 0.0%	0 0.0%	1
Ipad, MiraCosta owned Count Row %	1 100.0%	0 0.0%	0 0.0%	0 0.0%	0 0.0%	0 0.0%	1
Lights for studio and mic Count Row %	0 0.0%	1 100.0%	0 0.0%	0 0.0%	0 0.0%	0 0.0%	1
MiraCosta Phone Count Row %	0 0.0%	0 0.0%	0 0.0%	0 0.0%	1 100.0%	0 0.0%	1
Pc Count Row %	1 100.0%	0 0.0%	0 0.0%	0 0.0%	0 0.0%	0 0.0%	1
Programs (Google Voice) Count Row %	1 100.0%	0 0.0%	0 0.0%	0 0.0%	0 0.0%	0 0.0%	1
Second monitor Count Row %	1 100.0%	0 0.0%	0 0.0%	0 0.0%	0 0.0%	0 0.0%	1

		Daily	A few times a week	Weekly	Monthly	Once a semester	Never	Responses
Tablet is MiraCosta owned Count Row %	1 100.0%	0 0.0%	0 0.0%	0 0.0%	0 0.0%	0 0.0%	1	
Video camera Count Row %	0 0.0%	0 0.0%	1 100.0%	0 0.0%	0 0.0%	0 0.0%	1	
Wacom stylus + writing tablet Count Row %	1 100.0%	0 0.0%	0 0.0%	0 0.0%	0 0.0%	0 0.0%	1	
Webcam Count Row %	1 100.0%	0 0.0%	0 0.0%	0 0.0%	0 0.0%	0 0.0%	1	
another monitor screen Count Row %	1 100.0%	0 0.0%	0 0.0%	0 0.0%	0 0.0%	0 0.0%	1	
camera, digitizer pad Count Row %	0 0.0%	1 100.0%	0 0.0%	0 0.0%	0 0.0%	0 0.0%	1	
camera, mic Count Row %	1 100.0%	0 0.0%	0 0.0%	0 0.0%	0 0.0%	0 0.0%	1	
external storage for transfer between machines Count Row %	1 100.0%	0 0.0%	0 0.0%	0 0.0%	0 0.0%	0 0.0%	1	
iPad Pro and Apple Pencil Count Row %	1 100.0%	0 0.0%	0 0.0%	0 0.0%	0 0.0%	0 0.0%	1	
ipad /larger screen Count Row %	1 100.0%	0 0.0%	0 0.0%	0 0.0%	0 0.0%	0 0.0%	1	
lamp for back lighting for Zoom Count Row %	0 0.0%	1 100.0%	0 0.0%	0 0.0%	0 0.0%	0 0.0%	1	

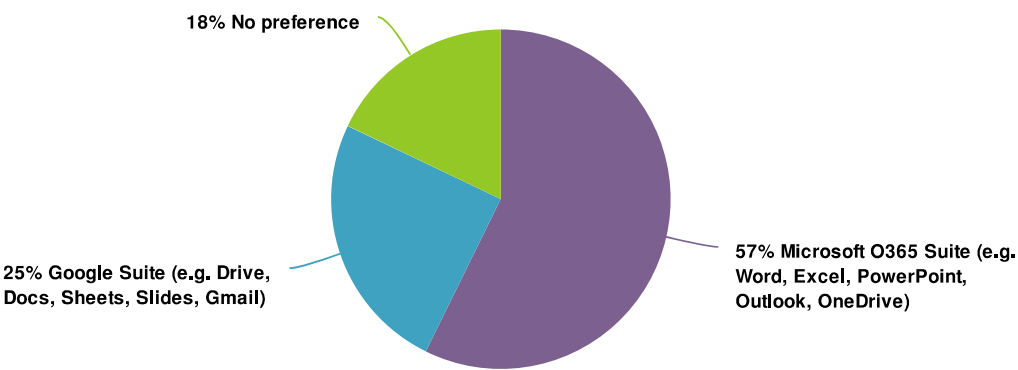
	Daily	A few times a week	Weekly	Monthly	Once a semester	Never	Responses
w/o Covid, Use desktop PC @ MiraCosta Count Row %	0 0.0%	1 100.0%	0 0.0%	0 0.0%	0 0.0%	0 0.0%	1
Totals							
Total Responses							306




16. The following MiraCosta College software tools are effective for completing your MiraCosta College work.

	Very effective	Somewhat effective	Neither effective nor ineffective	Somewhat ineffective	Very ineffective	N/A	Responses
Campus Labs Count Row %	23 7.7%	34 11.4%	30 10.0%	8 2.7%	8 2.7%	196 65.6%	299
Canvas Count Row %	179 54.6%	59 18.0%	13 4.0%	2 0.6%	0 0.0%	75 22.9%	328
College Website Count Row %	161 48.3%	131 39.3%	23 6.9%	9 2.7%	2 0.6%	7 2.1%	333
Cranium Cafe Count Row %	22 7.2%	35 11.4%	26 8.5%	9 2.9%	5 1.6%	209 68.3%	306
DUO Push Count Row %	157 47.6%	64 19.4%	29 8.8%	14 4.2%	20 6.1%	46 13.9%	330
Emergency Alert Count Row %	65 21.5%	35 11.6%	48 15.8%	1 0.3%	1 0.3%	153 50.5%	303
Microsoft O 365 Count Row %	177 55.0%	72 22.4%	30 9.3%	7 2.2%	2 0.6%	34 10.6%	322
OmniUpdate (Content Management System for the Website) Count Row %	27 9.1%	26 8.8%	26 8.8%	2 0.7%	2 0.7%	213 72.0%	296
Portal/Single Sign On Count Row %	177 53.8%	93 28.3%	32 9.7%	14 4.3%	3 0.9%	10 3.0%	329

	Very effective	Somewhat effective	Neither effective nor ineffective	Somewhat ineffective	Very ineffective	N/A	Responses
Smart Classroom Count Row %	24 7.9%	17 5.6%	18 5.9%	2 0.7%	1 0.3%	243 79.7%	305
SURF Count Row %	168 50.8%	92 27.8%	27 8.2%	9 2.7%	4 1.2%	31 9.4%	331
Turnitin Count Row %	37 12.3%	31 10.3%	28 9.3%	2 0.7%	2 0.7%	201 66.8%	301
Microsoft Teams Count Row %	65 21.0%	36 11.7%	37 12.0%	7 2.3%	7 2.3%	157 50.8%	309
VMware Count Row %	48 15.6%	50 16.2%	26 8.4%	21 6.8%	15 4.9%	148 48.1%	308
VPN Count Row %	61 19.9%	16 5.2%	28 9.2%	4 1.3%	6 2.0%	191 62.4%	306
WorkDay Count Row %	103 32.0%	89 27.6%	47 14.6%	18 5.6%	9 2.8%	56 17.4%	322
Zoom Count Row %	239 71.8%	78 23.4%	8 2.4%	2 0.6%	1 0.3%	5 1.5%	333
Totals Total Responses							333

17. I prefer to use tools from:



Value		Percent	Responses
Microsoft O365 Suite (e.g. Word, Excel, PowerPoint, Outlook, OneDrive)		57.3%	192
Google Suite (e.g. Drive, Docs, Sheets, Slides, Gmail)		24.8%	83
No preference		17.9%	60
Totals: 335			

18. How helpful are the following services when you are experiencing technical difficulties at MiraCosta College?

	Very Helpful	Helpful	Neither Helpful or Unhelpful	Unhelpful	Very Unhelpful	I know about, never used	I don't know what this is	Responses
MiraCosta Help Desk Count Row %	155 46.5%	123 36.9%	21 6.3%	2 0.6%	0 0.0%	31 9.3%	1 0.3%	333
Canvas Support Count Row %	62 18.8%	64 19.5%	36 10.9%	6 1.8%	3 0.9%	121 36.8%	37 11.2%	329
Totals Total Responses								333

19. What is your confidence level that MiraCosta College keeps your sensitive and personal data:

	High Confidence	Medium Confidence	Low Confidence	Responses
Secure (that your data is safe from hackers) Count Row %	227 67.2%	104 30.8%	7 2.1%	338
Private (that we don't share your data) Count Row %	230 68.7%	96 28.7%	9 2.7%	335
Totals Total Responses				338

20. MiraCosta College has provided sufficient training and professional development for completing non-teaching work online.

	Strongly Agree	Somewhat Agree	Neither Agree nor Disagree	Somewhat Disagree	Strongly Disagree	N/A	Responses
Before Campus Closures Count Row %	86 25.7%	84 25.1%	46 13.7%	45 13.4%	26 7.8%	48 14.3%	335
During Campus Closures (April-May) Count Row %	115 34.2%	97 28.9%	42 12.5%	29 8.6%	17 5.1%	36 10.7%	336
Preparing for Fall 2020 Count Row %	132 39.3%	91 27.1%	44 13.1%	16 4.8%	13 3.9%	40 11.9%	336
During Fall 2020 Count Row %	126 37.8%	94 28.2%	46 13.8%	19 5.7%	10 3.0%	38 11.4%	333
Preparing for Spring 2021 Count Row %	108 32.4%	62 18.6%	69 20.7%	24 7.2%	10 3.0%	60 18.0%	333
Totals Total Responses							336

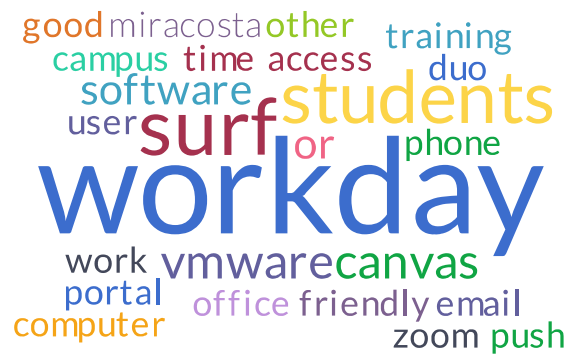
21. Please rate the importance of the following tools for your conference or meeting rooms

	Extremely Important	Very Important	Moderately Important	Slightly Important	Not Important	Responses
Built In Computer Count Row %	157 52.2%	61 20.3%	35 11.6%	7 2.3%	41 13.6%	301
Connections for my Laptop Count Row %	185 60.3%	66 21.5%	18 5.9%	4 1.3%	34 11.1%	307
Classroom Controls Count Row %	129 44.5%	64 22.1%	30 10.3%	6 2.1%	61 21.0%	290
Document Camera Count Row %	76 25.8%	46 15.6%	56 19.0%	27 9.2%	90 30.5%	295
Double Camera (showing speaker and hands on work) Count Row %	72 24.8%	50 17.2%	51 17.6%	21 7.2%	96 33.1%	290
Microphone Count Row %	148 48.8%	52 17.2%	36 11.9%	19 6.3%	48 15.8%	303
Projector Count Row %	159 53.5%	43 14.5%	22 7.4%	10 3.4%	63 21.2%	297
Screen Casting Support Count Row %	109 37.3%	45 15.4%	51 17.5%	18 6.2%	69 23.6%	292
Adjustable lighting, movable Count Row %	1 100.0%	0 0.0%	0 0.0%	0 0.0%	0 0.0%	1
Apple TV Count Row %	1 100.0%	0 0.0%	0 0.0%	0 0.0%	0 0.0%	1

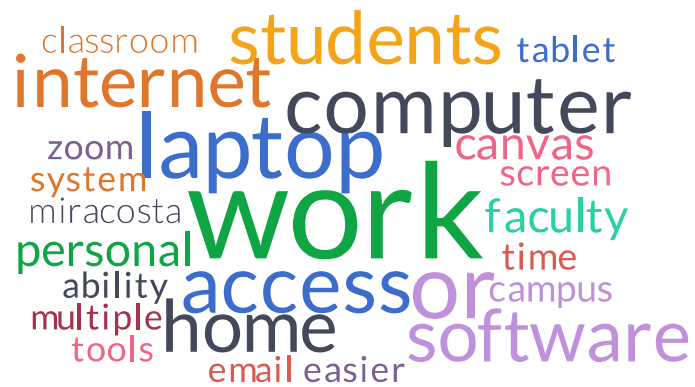
	Extremely Important	Very Important	Moderately Important	Slightly Important	Not Important	Responses
Apple tv Count Row %	1 100.0%	0 0.0%	0 0.0%	0 0.0%	0 0.0%	1
At LEAST 2 USB ports! Count Row %	1 100.0%	0 0.0%	0 0.0%	0 0.0%	0 0.0%	1
Audio Count Row %	1 100.0%	0 0.0%	0 0.0%	0 0.0%	0 0.0%	1
Built in microphones for students Count Row %	1 100.0%	0 0.0%	0 0.0%	0 0.0%	0 0.0%	1
Chat function Count Row %	0 0.0%	1 100.0%	0 0.0%	0 0.0%	0 0.0%	1
Conference phone Count Row %	0 0.0%	0 0.0%	1 100.0%	0 0.0%	0 0.0%	1
Microphone Count Row %	1 100.0%	0 0.0%	0 0.0%	0 0.0%	0 0.0%	1
Writing tablet Count Row %	1 100.0%	0 0.0%	0 0.0%	0 0.0%	0 0.0%	1
capacity for student devices to connect to the smart room (projector, Zoom- cast, etc) Count Row %	1 100.0%	0 0.0%	0 0.0%	0 0.0%	0 0.0%	1
clicker to advance PowerPoint slides Count Row %	0 0.0%	1 100.0%	0 0.0%	0 0.0%	0 0.0%	1

	Extremely Important	Very Important	Moderately Important	Slightly Important	Not Important	Responses
does not apply to me Count Row %	0 0.0%	0 0.0%	0 0.0%	0 0.0%	1 100.0%	1
foreign language support Count Row %	1 100.0%	0 0.0%	0 0.0%	0 0.0%	0 0.0%	1
ipad or white board connectivity Count Row %	1 100.0%	0 0.0%	0 0.0%	0 0.0%	0 0.0%	1
sound Count Row %	0 0.0%	1 100.0%	0 0.0%	0 0.0%	0 0.0%	1
xp-pen Count Row %	1 100.0%	0 0.0%	0 0.0%	0 0.0%	0 0.0%	1
Totals Total Responses						307

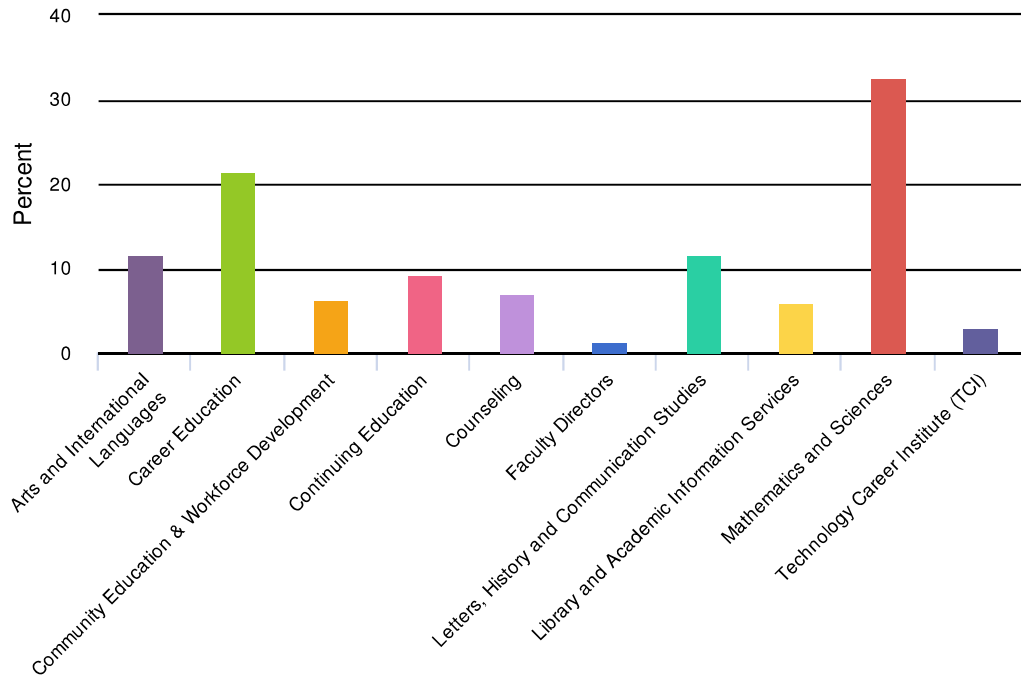
22. What software tool that MiraCosta College currently has needs improvement?













23. What is ONE technology enhancement that would make it easier or better to do your work?

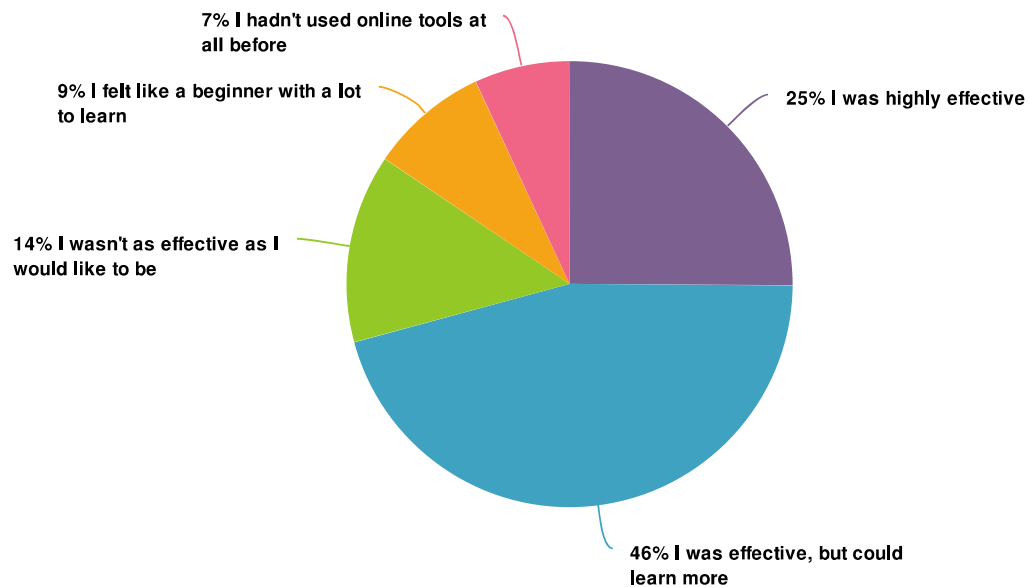







24. In which school or instructional area(s) do you teach? Please select all that apply.



Value		Percent	Responses
Arts and International Languages		11.6%	20
Career Education		21.5%	37
Community Education & Workforce Development		6.4%	11
Continuing Education		9.3%	16
Counseling		7.0%	12
Faculty Directors		1.2%	2
Letters, History and Communication Studies		11.6%	20
Library and Academic Information Services		5.8%	10
Mathematics and Sciences		32.6%	56
Technology Career Institute (TCI)		2.9%	5

25. Prior to Spring 2020 Campus Closures, how effective were you at using online teaching tools?



Value		Percent	Responses
I was highly effective		25.1%	44
I was effective, but could learn more		45.7%	80
I wasn't as effective as I would like to be		13.7%	24
I felt like a beginner with a lot to learn		8.6%	15
I hadn't used online tools at all before		6.9%	12

Totals: 175

26. The following learning environments fit well with my teaching and personal needs:

	Strongly Agree	Somewhat Agree	Neither Agree nor Disagree	Somewhat Disagree	Strongly Disagree	Responses
Completely in person Count Row %	92 53.8%	27 15.8%	29 17.0%	9 5.3%	14 8.2%	171
Mostly in person Count Row %	75 45.2%	37 22.3%	32 19.3%	9 5.4%	13 7.8%	166
Half online and half in person Count Row %	58 34.3%	58 34.3%	25 14.8%	16 9.5%	12 7.1%	169
Mostly online Count Row %	54 32.7%	48 29.1%	29 17.6%	23 13.9%	11 6.7%	165
Completely online Count Row %	58 34.5%	34 20.2%	25 14.9%	23 13.7%	28 16.7%	168
Regularly scheduled class meetings online Count Row %	42 25.1%	48 28.7%	33 19.8%	19 11.4%	25 15.0%	167
No meetings-All work is completed independently Count Row %	34 21.0%	23 14.2%	22 13.6%	22 13.6%	61 37.7%	162
Totals Total Responses						171

27. I have felt prepared to teach online classes:

	Strongly Agree	Somewhat Agree	Neither Agree nor Disagree	Somewhat Disagree	Strongly Disagree	N/A	Responses
Before Campus Closures Count Row %	70 40.5%	46 26.6%	7 4.0%	16 9.2%	25 14.5%	9 5.2%	173
During Campus Closures (April-May) Count Row %	69 40.4%	51 29.8%	14 8.2%	21 12.3%	8 4.7%	8 4.7%	171
Preparing for Fall 2020 Count Row %	91 52.6%	52 30.1%	15 8.7%	7 4.0%	1 0.6%	7 4.0%	173
During Fall 2020 Count Row %	98 56.6%	46 26.6%	11 6.4%	8 4.6%	1 0.6%	9 5.2%	173
Preparing for Spring 2021 Count Row %	105 61.0%	48 27.9%	6 3.5%	4 2.3%	1 0.6%	8 4.7%	172
Totals Total Responses							173

28. MiraCosta College has provided sufficient training and professional development for online teaching.

	Strongly Agree	Somewhat Agree	Neither Agree nor Disagree	Somewhat Disagree	Strongly Disagree	N/A	Responses
Before Campus Closures Count Row %	60 34.7%	56 32.4%	18 10.4%	18 10.4%	5 2.9%	16 9.2%	173
During Campus Closures (April-May) Count Row %	97 56.1%	37 21.4%	10 5.8%	12 6.9%	5 2.9%	12 6.9%	173
Preparing for Fall 2020 Count Row %	99 57.2%	35 20.2%	20 11.6%	6 3.5%	3 1.7%	10 5.8%	173
During Fall 2020 Count Row %	92 53.8%	35 20.5%	23 13.5%	6 3.5%	2 1.2%	13 7.6%	171
Preparing for Spring 2021 Count Row %	86 49.7%	34 19.7%	24 13.9%	7 4.0%	1 0.6%	21 12.1%	173
Totals Total Responses							173

29. Rate your need for assistance with the following activities.

	Need more help	Have enough help	No interest in this	Responses
Using Canvas Count Row %	27 15.7%	128 74.4%	17 9.9%	172
Adjusting creative, laboratory, or technical courses (e.g. art, performance, science/medical labs, auto mechanics, etc.) Count Row %	38 22.8%	54 32.3%	75 44.9%	167
Answering student emails related to coursework Count Row %	13 7.6%	122 71.3%	36 21.1%	171
Answering student emails related to non-academic support (e.g. wellness, financial aid, academic counseling, career counseling, etc.) Count Row %	44 26.2%	95 56.5%	29 17.3%	168
Creating meaningful discussion boards Count Row %	72 41.9%	76 44.2%	24 14.0%	172
Designing Canvas courses that are well-organized Count Row %	58 33.9%	102 59.6%	11 6.4%	171
Designing engaging learning experiences for students Count Row %	79 46.5%	81 47.6%	10 5.9%	170
Designing meaningful group collaborations or projects Count Row %	82 48.0%	65 38.0%	24 14.0%	171
Designing visually interesting Canvas courses Count Row %	76 44.2%	77 44.8%	19 11.0%	172
Developing accessible materials Count Row %	76 44.4%	81 47.4%	14 8.2%	171
Developing / changing final exams Count Row %	45 26.5%	89 52.4%	36 21.2%	170

	Need more help	Have enough help	No interest in this	Responses
Developing rigorous summative assessments that don't require proctoring Count Row %	68 40.0%	64 37.6%	38 22.4%	170
Grading in Canvas more effectively Count Row %	62 36.0%	87 50.6%	23 13.4%	172
Holding office hours Count Row %	17 9.9%	121 70.8%	33 19.3%	171
Providing meaningful feedback to students Count Row %	35 20.6%	109 64.1%	26 15.3%	170
Recording lectures Count Row %	30 17.5%	114 66.7%	27 15.8%	171
Using digital course materials for students (e.g. articles, textbooks) Count Row %	42 24.6%	107 62.6%	22 12.9%	171
Using online proctoring tools Count Row %	43 25.6%	48 28.6%	77 45.8%	168
Using photo or video editing software, applications, or devices Count Row %	76 44.4%	72 42.1%	23 13.5%	171
Using videoconferencing platforms (e.g. Zoom, Google Meet/Hangouts, Microsoft Teams, etc.) Count Row %	37 21.9%	115 68.0%	17 10.1%	169
Totals Total Responses				172

30. Which of the following have you consulted or would you consider consulting when preparing and teaching an online class?

	I have consulted and will again	I have consulted and won't again	I would like to consult	I would not consult	I don't know what this is	Responses
Accessibility Specialist Count Row %	44 27.5%	7 4.4%	70 43.8%	20 12.5%	19 11.9%	160
C3 Teaching & Learning Center Count Row %	52 32.7%	4 2.5%	43 27.0%	27 17.0%	33 20.8%	159
Certification or Preparation Course Count Row %	48 29.8%	9 5.6%	26 16.1%	36 22.4%	42 26.1%	161
Department Support Count Row %	107 65.6%	5 3.1%	23 14.1%	16 9.8%	12 7.4%	163
FLEX Workshops Count Row %	120 73.6%	2 1.2%	20 12.3%	17 10.4%	4 2.5%	163
Instructional Designer Count Row %	32 20.3%	3 1.9%	60 38.0%	29 18.4%	34 21.5%	158
Online Education Staff Count Row %	78 48.8%	4 2.5%	48 30.0%	16 10.0%	14 8.8%	160
Peer-to-Peer Collaboration Count Row %	80 49.1%	1 0.6%	46 28.2%	27 16.6%	9 5.5%	163
Math Online Task Force Count Row %	1 100.0%	0 0.0%	0 0.0%	0 0.0%	0 0.0%	1

	I have consulted and will again	I have consulted and won't again	I would like to consult	I would not consult	I don't know what this is	Responses
Mentor Count Row %	1 100.0%	0 0.0%	0 0.0%	0 0.0%	0 0.0%	1
More workshops Count Row %	1 100.0%	0 0.0%	0 0.0%	0 0.0%	0 0.0%	1
One on one asking other instructors Count Row %	1 100.0%	0 0.0%	0 0.0%	0 0.0%	0 0.0%	1
Working with LMS providers Count Row %	1 100.0%	0 0.0%	0 0.0%	0 0.0%	0 0.0%	1
Zoom meeting with peers Count Row %	1 100.0%	0 0.0%	0 0.0%	0 0.0%	0 0.0%	1
Totals Total Responses						163

31. Please rate the importance of the following tools for your in person learning environments

	Extremely Important	Very Important	Moderately Important	Slightly Important	Not Important	Responses
Built In Computer Count Row %	116 71.2%	12 7.4%	14 8.6%	6 3.7%	15 9.2%	163
Connections for my Laptop Count Row %	109 68.6%	17 10.7%	16 10.1%	4 2.5%	13 8.2%	159
Classroom Controls Count Row %	116 72.0%	21 13.0%	13 8.1%	0 0.0%	11 6.8%	161
Double Screen (to record instructor and hands on work) Count Row %	58 36.7%	23 14.6%	22 13.9%	12 7.6%	43 27.2%	158
Document Camera Count Row %	50 31.3%	29 18.1%	24 15.0%	17 10.6%	40 25.0%	160
Microphone Count Row %	66 41.3%	23 14.4%	20 12.5%	15 9.4%	36 22.5%	160
Projector Count Row %	113 70.2%	14 8.7%	10 6.2%	2 1.2%	22 13.7%	161
Screen Casting Support Count Row %	63 40.4%	15 9.6%	26 16.7%	12 7.7%	40 25.6%	156
Apple TV Count Row %	1 100.0%	0 0.0%	0 0.0%	0 0.0%	0 0.0%	1
Chrome Books Count Row %	1 100.0%	0 0.0%	0 0.0%	0 0.0%	0 0.0%	1

	Extremely Important	Very Important	Moderately Important	Slightly Important	Not Important	Responses
Collaboration small group displays in computer labs Count Row %	1 100.0%	0 0.0%	0 0.0%	0 0.0%	0 0.0%	1
I really don't quite understand this question. Count Row %	0 0.0%	0 0.0%	1 100.0%	0 0.0%	0 0.0%	1
Microphones for students Count Row %	1 100.0%	0 0.0%	0 0.0%	0 0.0%	0 0.0%	1
Portable lighting for demonstrations Count Row %	1 100.0%	0 0.0%	0 0.0%	0 0.0%	0 0.0%	1
Two Independent Projectors (not projecting same info) Count Row %	1 100.0%	0 0.0%	0 0.0%	0 0.0%	0 0.0%	1
When I am learning, I just need my laptop and internet. Count Row %	1 100.0%	0 0.0%	0 0.0%	0 0.0%	0 0.0%	1
in-person... meaning on- campus, or zoom online? Count Row %	1 100.0%	0 0.0%	0 0.0%	0 0.0%	0 0.0%	1
interactive media hardware: VR, AR, Simulators, Games Count Row %	1 100.0%	0 0.0%	0 0.0%	0 0.0%	0 0.0%	1

	Extremely Important	Very Important	Moderately Important	Slightly Important	Not Important	Responses
Totals						
Total Responses						163