

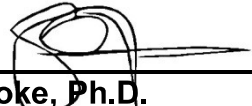


Subject: Approve JPA Insurance Renewal 7/1/22-7/1/23 and District Insurance Schedule	Attachment: MiraCosta College Complete Schedule of Insurance Coverage
Category: Consent Items	Type of Board Consideration: <div style="display: flex; justify-content: space-around; align-items: center;"> Information Consent  Action </div>
Recommended:  <hr/> Charlie Ng Vice President, Human Resources	Approved for Consideration:  <hr/> Sunita V. Cooke, Ph.D. Superintendent/President

BACKGROUND

Board Policy 6540 requires that “a schedule of insurance coverage shall be provided annually to the board of trustees for review and comment.”

STATUS

The attached schedules summarize the district’s Joint Powers Authority JPA insurance renewal coverage and contributions for the period of July 1, 2022 – July 1, 2023, and includes all additional district insurance policies. This schedule is included in the board’s policy and procedures Chapter 6 under AP 6540 as the 2022/2023 *Schedule of Insurance*.

This district insurance renewal includes coverage for total property (real and personal property, electronic data processing equipment), general, cyber, auto and employment practices liability, crime, boiler and machinery and workers’ compensation. This year’s premium is \$902,500 for workers’ compensation and \$896,807 for property and liability for a total of \$1,799,307.

Property and liability costs rose nine percent year-on-year, primarily due to cyber and property loss activity around the globe. However, this year’s workers’ compensation premium is two percent lower than last year due to lower injury rates at the district; thus, total premium cost is only three percent higher.

RECOMMENDATION

Approve JPA insurance renewal 7/1/22-7/1/23 and district insurance schedule, as stated above.



SCHEDULE OF INSURANCE COVERAGE
MIRACOSTA COMMUNITY COLLEGE DISTRICT
JULY 1, 2022 TO JULY 1, 2023

COMPANY POLICY # - BEST RATING	COVERAGE DESCRIPTION	INSURANCE REINSURANCE LIMITS	JPA \$IR	DISTRICT DEDUCTIBLE	TOTAL CONTRIBUTION
Allied World (AWAC) Policy #030567751N Best: A XV	Blanket Coverage - Real and Personal Property Includes Rental Interruption for Leased/Purchased Buildings	\$500,000,000 Per Occurrence	\$100,000	\$10,000	\$207,820
	Theft, Vandalism & Damage - Personal Property	Included	\$100,000	\$500	Included
	Theft, Vandalism & Damage - Tablets/Similar Electronic Devices	Included	\$100,000	\$0	Included
	Flood - aggregate	\$750,000	\$100,000	\$10,000	Included
Safety National Insurance MOC# SDCSRMJPA 07 2022 Best: A+XV	Commercial General Liability , including Bodily Injury and Property Damage, Products and Completed Operations, Educators' Legal, Directors & Officers Liability & Employee Benefit Administration - Errors and Omissions	\$4,000,000 \$4,000,000	\$1,000,000 \$1,000,000	\$10,000 \$10,000	\$371,425 Included
	Auto Liability	\$4,000,000	\$1,000,000	\$10,000	\$19,736
	Employment Practices Liability	\$4,000,000	\$1,000,000	\$10,000	\$156,863
Schools Excess Liability Fund - SELF Memorandum of Coverage	Excess Commercial General, Employment Practices & Auto Liability Excludes third-party Communicable Disease liability	\$50,000,000	\$5,000,000	\$0	\$117,388
Allied World (AWAC) Policy #030567751N Best: A XV	Auto Physical Damage Comprehensive - All Owned Veh. (Replacement 2015 & Newer) Collision - All Owned Vehicles (Replacement 2015 & Newer) Hired or Borrowed Vehicles	ACV ACV \$100,000	\$100,000 \$100,000 \$100,000	\$1,000 \$1,000 \$1,000	\$2,836.50
San Diego County Schools JPA MOC# SDCSRMJPA 07 2022	Uninsured & Underinsured Motorists Protection	\$60,000	\$60,000	\$1,000	Included
National Union Fire / AIG Policy #014682979 Best: A XV	Commercial Crime Faithful Performance Loss Inside Premises Loss Outside Premises Depositors Forgery Computer Fraud	\$1,000,000 \$1,000,000 \$1,000,000 \$1,000,000 \$1,000,000	\$75,000 \$75,000 \$75,000 \$75,000 \$75,000	\$1,000 \$1,000 \$1,000 \$1,000 \$1,000	Included
Hartford Steam Boiler Ins. Company Policy #FBP2280945 Best: A++ X	Energy Systems Breakdown Property Damage Transformers/Miscellaneous Electrical Equipment Business Income and Extra Expense Hazardous Substance Cleanup Perishable Goods Computers	\$100,000,000 Included Included \$1,000,000 \$1,000,000 Included	\$5,000 \$5,000 \$5,000 \$5,000 \$2,500 \$5,000	\$1,000 \$1,000 \$1,000 \$1,000 \$1,000 \$1,000	\$5,468
Allianz Global Corporate Specialty Policy #MX093032341 Best: A+ XV	Electronic Data Processing Computer Equipment - Hardware Detrimental Code - Virus & Worm Media/Data - Software Earthquake/Flood	\$3,369,185 \$9,000,000 \$100,000 \$2,500,000 (Occurrence/Aggregate)	\$0 \$0 (Blanket All Locations) (Occurrence/Aggregate)	\$500 \$500 5%/\$25,000 (Minimum)	\$15,470
ACE American Ins. Co (Chubb) Policy #WCL C6890982A Best A++XV	Workers' Compensation Self-Insured Employer's Liability	\$900,000 Included	\$100,000 Included	\$0	\$902,500 (Budgeted)
Safety National Insurance Policy #SP4063003 Best A+XV	Excess Workers' Compensation	Statutory	\$0	\$0	Included

TOTAL CONTRIBUTION: **\$1,799,306.50**

\$100/\$900/\$100/\$900/\$100,000 SIR LEVELS
SAN DIEGO COUNTY SCHOOLS RISK MANAGEMENT JPA
PROPERTY & LIABILITY PROGRAM
RECOMMENDED FY 2022-2023 CONTRIBUTIONS
BANKING POOL MEMBERS

Member District	SIR Levels					SIR Levels			FY 2021-22 P & L Contribution	FY 2022-23 Total P & L Contribution	FY 2022-23 Total P & L & MPP Contributions	FY 2022-23 MPP Contributions
	\$100K General/Cyber Liability	\$900K X \$100K Excess Liability	\$100K Employ Practices Liability	\$900K X \$100K Employ Practices Excess Liability	SELF	\$100K Auto Liability	\$900K X \$100K Excess Auto Liability	\$100K * Property				
Carlsbad Unified	\$ 298,684	\$ 124,566	\$ 47,277	\$ 116,302	\$ 213,550	\$ 12,113	\$ 5,534	\$ 416,029	\$1,114,792	\$ 1,234,055	\$ 1,254,559	\$ 20,504.00
Chula Vista Elementary	533,917	265,455	23,218	265,455	549,047	119,974	63,190	802,957	2,555,678	2,623,213	2,690,910	67,697.00
Encinitas Union	148,100	61,874	23,588	58,026	99,442	8,479	3,873	180,892	546,464	584,274	590,960	6,685.50
Escondido Union	389,446	162,462	61,701	151,785	275,887	40,233	18,380	532,163	1,459,708	1,632,057	1,674,019	41,962.00
Escondido Union High	194,357	81,161	30,902	76,021	132,811	58,354	26,658	381,218	849,899	981,482	1,002,141	20,658.50
Fallbrook Union Elementary	127,102	52,885	19,954	49,087	98,144	28,434	12,990	176,110	511,404	564,706	576,024	11,317.50
Grossmont Union High	381,748	174,817	30,834	163,107	302,578	150,824	75,412	903,253	1,846,746	2,182,573	2,230,951	48,378.00
La Mesa-Spring Valley School District	335,957	146,154	42,806	137,740	217,417	40,788	19,669	386,026	1,168,851	1,326,557	1,355,468	28,910.50
Lakeside Union	121,831	50,709	19,148	47,104	93,143	20,017	9,144	143,984	483,929	505,080	514,700	9,619.50
MiraCosta College	259,898	111,527	45,336	111,527	117,388	13,547	6,189	207,620	800,829	873,032	896,807	23,774.50
Ramona Unified	137,462	57,313	21,737	53,474	99,199	33,649	15,372	225,206	588,757	643,412	662,695	19,282.50
San Diego County Office of Education	43,637	18,725	7,612	18,725	29,048	40,917	18,692	123,036	361,789	300,392	332,657	32,265.00
San Dieguito Union High	407,492	170,713	65,528	161,200	245,822	31,550	14,413	594,993	1,500,834	1,691,711	1,726,949	35,238.00
Santee School District	163,142	67,859	25,583	62,935	127,245	27,702	12,655	255,620	657,817	742,741	762,611	19,870.00
San Diego County Office of Education - No. 2	-	-	-	-	-	-	-	24,239	21,056	24,239	24,877	638.00
Sweetwater Union High	1,070,584	489,805	87,128	460,890	747,157	75,881	34,666	1,188,955	3,526,727	4,155,066	4,252,092	97,025.50
Sub-Total	\$ 4,613,357	\$ 2,036,025	\$ 552,352	\$ 1,933,378	\$ 3,347,878	\$ 702,462	\$ 336,837	\$ 6,542,301	\$ 17,995,280	\$ 20,064,590	\$ 20,548,416	\$ 483,826

* Property values reviewed and revised reflecting current building replacement values.

3.9.2022

WORKERS' COMPENSATION BASE CONTRIBUTION COMPARISON
FY 2020-2021, 2021-2022, and 2022-2023

MEMBER DISTRICT	FY 2020-21		FY 2021-22		FY 2022-23	
	EX-MOD 2020-2021	ACTUAL CONTRIBUTION	EX-MOD 2021-2022	PROJECTED CONTRIBUTION	EX-MOD 2022-2023	PROJECTED CONTRIBUTION
CARLSBAD UNIFIED	1.12	\$ 1,637,748	0.98	\$ 1,335,241	0.93	\$ 1,379,577
ENCINITAS	0.88	790,040	0.93	858,989	0.93	832,914
ESCONDIDO UNION ELEM	1.25	2,962,522	1.27	2,674,395	1.05	2,624,389
ESCONDIDO UNION HIGH	0.92	1,118,992	0.89	1,068,301	0.95	1,249,254
FALLBROOK UNION ELEM	0.94	833,233	0.88	768,999	0.84	759,734
GROSSMONT UNION HIGH	0.75	2,098,846	0.71	1,731,589	0.75	1,882,382
LAKESIDE	0.67	457,360	0.72	470,485	0.81	552,062
LA MESA-SPRING VALLEY	1.20	2,168,020	1.08	1,899,890	1.01	1,715,178
MIRACOSTA CC	0.58	979,823	0.52	921,607	0.50	902,500
RAMONA UNIFIED	0.95	645,795	1.09	742,939	0.97	708,244
SAN DIEGO COUNTY OFFICE	0.76	1,534,958	0.75	1,558,656	0.70	1,643,930
SAN DIEGUITO UNION HIGH	0.93	1,811,247	0.88	1,624,120	0.93	1,756,282
SANTEE	1.10	1,001,286	1.14	1,126,910	1.00	989,900
SWEETWATER UNION HIGH	1.00	5,252,033	1.03	5,523,102	1.05	6,780,000
SUB-TOTAL	0.92	\$ 25,374,013	0.91	\$ 24,645,222	0.88	\$ 23,776,345